

MEETING: BOS, COVS ON 29.09.2022 AT 02:30 P.M.

From

The Secretary,
Board of Studies, COVS
LUVAS, Hisar

To

1. The Dean, COVS, LUVAS, Hisar Chairman.
2. The Controller of Examination, LUVAS, Hisar Invitee.
3. The Director IPVS, Invitee.
4. All HODs, COVS, LUVAS, Hisar Members.

Memo. No. VAHEE/2022/800-22

Dated: 29.09.2022

Subject: 300th Meeting of Board of Studies of College of Veterinary Sciences, LUVAS, Hisar.

The 300th meeting of Board of Studies of College of Veterinary Sciences will be held in the Committee Room, Dean COVS, LUVAS on 29.09.2022 at 02.30 P.M to discuss the following agenda items:

Agenda Item No. 1. Confirmation of proceedings of 299th meeting of BOS held on 03.09.2022.

Proceedings of 299th meeting of BOS were circulated vide Endst No. VAHEE/2022/754-76 dated 03.09.2022.

Agenda Item No. 2. Revision of Academic Calendar for VLDD 1st and 2nd year 2021-22.

An agenda has been received for ratifications regarding revised academic calendar of VLDD programme for the year 2021-22.

Agenda Item No. 3 Regarding affiliation to M.R. College of Veterinary Science & Research Center, Hassanpur, Jhajjar for B.V.Sc & A.H programme for the academic year 2022-23.

The Dean, COVS has forwarded an agenda regarding affiliation to M.R. College of Veterinary Science & Research Center, Hassanpur, Jhajjar for B.V.Sc & A.H programme for the academic year 2022-23 for consideration.

Agenda Item No. 4 Regarding affiliation to RPS College of Veterinary Science, Balana, Mahendergarh for B.V.Sc & A.H programme for the academic year 2022-23

The Dean COVS has forwarded an agenda regarding affiliation to RPS College of Veterinary Science, Balana, Mahendergarh for B.V.Sc & A.H programme for the academic year 2022-23 for consideration.

Agenda Item No. 5 Regarding affiliation to Sanskaram College of Veterinary & Animal Science, Kheri Taluka, Patauda, Jhajjar for B.V.Sc & A.H programme for the academic year 2022-23.

The Dean COVS has forwarded an agenda regarding affiliation to Sanskaram College of Veterinary & Animal Science, Kheri Taluka, Patauda, Jhajjar for B.V.Sc & A.H programme for the academic year 2022-23 for consideration.

Agenda Item No. 6 Proposal for changes in Prospectus (2022-23) Diploma Courses regarding examination fees.

The Dean COVS has forwarded an agenda Proposal for changes in Prospectus (2022-23) Diploma Courses regarding examination fees for consideration.

You are kindly requested to make it convenient to attend the same.

Secretary, BOS

Encl: As above

- CC: 1. SPS to the Vice-Chancellor for kind information of Worthy Vice-Chancellor, LUVAS, Hisar please.
2. Incharge, e-governance for uploading the agenda on the University website.

Proceedings of 299th meeting of BOS, COVS, LUVAS held on 03.09.2022.

Following attended the meeting.

| | | |
|-----|---|------------------------|
| 1. | Dr. Gulshan Narang, Dean COVS, HOD VPTX | -Chairman |
| 2. | Dr. S P Dahiya, Director IPVS | -Invitee |
| 3. | Dr. Sandeep Kumar, Rep. COE | -Invitee |
| 4. | Dr. Virender Panwar, HOD LFC | -Member |
| 5. | Dr. Sajjan Sihag, HOD ANN | -Member |
| 6. | Dr. Devender Bidhan, Rep. HOD LPM | -Member |
| 7. | Dr. Sanjay Yadav, HOD LPT | -Member |
| 8. | Dr. V K Jain, HOD VCM | -Member |
| 9. | Dr. Z S Malik, HOD AGB | -Member |
| 10. | Dr. Pawan Kumar, HOD VAN | -Member |
| 11. | Dr. J.B. Phogat, HOD VCC | -Member |
| 12. | Dr. Sukhdeep Vohra, HOD VPA | -Member |
| 13. | Dr. Rajesh, HOD VMC | -Member |
| 14. | Dr. B.L. Jangir, Rep. HOD VPP | -Member |
| 15. | Dr. Sonia Sindhu, HOD VPB | -Member |
| 16. | Dr. A.K. Pandey, HOD VGO | -Member |
| 17. | Dr. Gautam, HOD VAHEE | -Member Secretary, BOS |

The 299th meeting of Board of Studies, COVS, LUVAS was held on 03.09.2022 in the Committee Room of Dean COVS at 9 A.M. The Chairman, BOS-cum-Dean COVS, LUVAS welcomed the members present in the meeting.

Following decisions were taken in the meeting:

Agenda Item No. 1. Confirmation of proceedings of 298th meeting of BOS held on 04.07.2022.

The proceedings were confirmed.

Agenda Item No. 2 Change of nomenclature of VLD diploma course to DVsc & AH.

The house agreed with the proposal of the committee and it was resolved that there is no need to change the nomenclature of VLD diploma course.

Agenda Item No. 3 Examination of failed students in the forthcoming annual examination 2021-22.

The proposal made by the Director IPVS was accepted as such and it was agreed that the failed students may be permitted to appear only in respective failed subjects instead of all subjects in forthcoming annual examination. However, this will be a one-time measure and no precedence will be taken of this relaxation in future.

Agenda Item No. 4 Changes in prospectus 2022-23 of diploma courses related to counselling.


The proposed changes in the prospectus were approved with minor modifications (copy attached).

The meeting concluded with a vote of thanks to the Chair.

Approved



(Dr. Gulshan Narang)
Chairman, BOS



Secretary, BOS

Endst. No. VAHEE/2022/ 754-76

Dated: 03.09.2022

A copy of the above is forwarded to the followings for information and necessary action please.

1. SPS to Vice-Chancellor for kind information of Worthy Vice-Chancellor LUVAS, Hisar.
2. The Dean, COVS, LUVAS, Hisar
3. The Director IPVS, LUVAS, Hisar
4. The COE, LUVAS, Hisar
5. All HODs of COVS, LUVAS, Hisar
6. Admin LUVAS for uploading on University website



Secretary, BOS

The following changes in the prospectus were proposed and approved.

| Existing | Proposed |
|---|--|
| <p>Important Dates, Page no. 2</p> <p>5. Registration for Counselling: To be notified later on University Website.</p> | <p>Delete</p> |
| <p>Important dates, Page no. 2</p> <p>6. Counselling and Other Details: The schedule of online counselling/seat allotment and other details pertaining to admission shall be displayed on the University website www.luvas.edu.in</p> | <p>Important dates</p> <p>6. Counselling and Other Details: The schedule of Online/Offline (physical) and mop up counselling(s) and other details pertaining to admission shall be displayed on university website www.luvas.edu.in.</p> |
| <p>MODE OF PAYMENT, Page no. 3</p> <p>2) After declaration of VLDDDET-2022 result on website, all admission seeking applicants in IPVS, LUVAS and in the Affiliated Private Institutes/Colleges will register for counselling by paying Counselling-cum-registration fees of Rs. 1000/- online (Non-refundable).</p> <p>Mode of payment: -Online</p> | <p>Delete</p> |
| <p>Important Instructions, Page 4</p> <p>2. Read the prospectus carefully before filling up the application form. Candidates should regularly visit university web site for latest information related to admission, online counselling schedule, seat allotment letter and offline, physical, mop up and special counselling (if any).</p> | <p>Important Instructions</p> <p>2. Read the prospectus carefully before filling up the application form. Candidates should regularly visit university website for latest information related to admission, counselling schedule of Online/Offline (physical) and mop up counselling(s).</p> |
| <p>Important Instructions, Page no. 5</p> <p>19. Counselling and other details: The schedule of Online counselling/seat allotment and other details pertaining to admission shall be displayed on the University website www.luvas.edu.in. The schedule of offline, physical, mopup and special counselling(s) will be displayed on</p> | <p>Important Instructions</p> <p>19. Counselling and other details: The schedule of Online/Offline (physical) and mop up counselling(s) and other details pertaining to admission shall be displayed on university website www.luvas.edu.in. After declaration of VLDDDET-2022 result on website of the university, Director, IPVS</p> |

| | |
|--|---|
| <p>university website by Director, IPVS. After declaration of VLDDDET-2022 result on website, all admission seeking applicants in IPVS, LUVAS and in the Affiliated Private Institutes/Colleges will register for counselling by paying counselling- cum- registration fees of Rs.1000/- online (non-refundable). Mode of payment is mentioned at page number 3. The applicants in the Affiliated Private Institutes/Colleges will fill preference of quota (state and management, both seats) and name of Affiliated Private Institutes/Colleges in order of preference. At present the number of Affiliated Private Institutes/Colleges is 16, it may increase in future. Check website at the time of registration before filling choices/preferences. All admissions (state and management quota seats) will be done by IPVS, LUVAS, Hisar. Affiliated Private Institutes/Colleges are not authorized to make any admission at their own level. Any violation of rules, instructions, guidelines, norms etc. by an Affiliated Private Institute/Colleges shall render such Affiliated Private Institutes/Colleges liable for disaffiliation.</p> | <p>will issue the counselling schedule. There shall be no registration fees and no preference filling for Affiliated Private Institutes/Colleges. All admissions (state and management quota seats) will be done by IPVS, LUVAS, Hisar. Affiliated Private Institutes/Colleges are not authorized to make any admission at their own level. Any violation of rules, instructions, guidelines, norms etc. by an Affiliated Private Institute/College shall render such Affiliated Private Institutes/Colleges liable for disaffiliation.</p> |
| <p>महत्त्वपूर्ण जानकारी, Page no. 7</p> <p>1. प्रवेश online होंगे।</p> | <p style="text-align: center;">Delete</p> |
| <p>महत्त्वपूर्ण जानकारी, Page no. 8</p> <p>Point no. 18 and 19</p> | <p style="text-align: center;">Delete</p> |
| <p>3. COUNSELLING-CUM-ADMISSION, Page 21</p> <p>3.2 The allocation of seats will be through online/offline/mopup counselling and details will be available on university website. The offline counselling will be done only for Mop-up round. State and management quota seats in Affiliated Private Institutes/ Colleges will be filled up by the IPVS, LUVAS. All the</p> | <p>3. COUNSELLING-CUM-ADMISSION, Page 21</p> <p>3.2 The allocation of seats will be through Online/Offline (physical) and mop up counselling and details will be available on university website. State and management quota seats in Affiliated Private Institutes/ Colleges will be filled up by the IPVS, LUVAS. All the admission orders in</p> |

| | |
|--|---|
| <p>admission orders in constituent and Affiliated Private Institutes/Colleges will be made by admission committee for admissions to diploma courses, LUVAS, Hisar.</p> | <p>constituent and Affiliated Private Institutes/Colleges will be made by admission committee for admissions to diploma courses, LUVAS, Hisar.</p> |
| <p>3. COUNSELLING-CUM-ADMISSION, Page 21</p> <p>3.8 The candidate shall have to pay annual fee structure fixed by Government of Haryana and “university Registration-cum-two years’ examination fees” there and then through a single Demand Draft (as given on page 3, serial number 3), payable to Director, IPVS, LUVAS, Hisar, otherwise the seat will be declared vacant. If any candidate after completion of admission formalities does not deposit the required fees, his/her candidature will be cancelled and he/she will not be eligible for subsequent online counselling(s). Also, if any candidate remains absent at the time of document checking, medical examination and fee deposition, he/she will not be considered in the subsequent online counselling(s) even if he/she is higher in merit. Further, if a candidate refuses to accept admission on his/her turn, he/she shall lose his/her right of admission. He/she will not be considered for admission on the subsequent online counselling even if he/she is higher in merit. However, such candidate(s) may participate in physical counselling(s), if any. No sliding will be done in Mop-up physical counselling, if any. See Annexure-XIII for enquiry of total fee structure of Affiliated Private Institutes/Colleges. Balance fees, charges, hostel funds, dues, etc., which are institute specific are to be paid at the college campus where finally admitted, after availing sliding of college admissions in Affiliated Private Institutes/Colleges and after issue of final</p> | <p>3. COUNSELLING-CUM-ADMISSION, Page 21</p> <p>3.8 The candidate shall have to pay annual fees fixed by Government of Haryana and “university Registration-cum-two years’ examination fees” there and then through a single Demand Draft (as given on page 3, serial number 3), payable to Director, IPVS, LUVAS, Hisar, otherwise the seat will be declared vacant. If any candidate after completion of counselling/admission formalities does not deposit the required fees, his/her candidature will be cancelled. Also, if any candidate remains absent at the time of document checking, medical examination and fee deposition, he/she will not be considered for admission. Further, if a candidate refuses to accept admission on his/her turn, he/she shall lose his/her right of admission in that counselling. However, such candidate(s) may participate in subsequent counselling(s), if any. No sliding will be done in Mop-up physical counselling. See Annexure-XIII for enquiry of total fee structure of Affiliated Private Institutes/Colleges. Balance fees, charges, hostel funds, dues, etc., which are institute specific are to be paid at the college campus where finally admitted, after availing sliding of college admissions in Affiliated Private Institutes/Colleges and after issue of final admission order by the admission committee at the end of all counsellings as given in schedule.</p> |

| | |
|--|--|
| admission order by the admission committee at the end of all counselling as given in schedule. | |
| 3.12. Page no. 23 v. Seat allotment letter from the university web site for online counseling. | 3.12. Page no. 23 v. Seat allotment letter downloaded from the university web site for online counseling for admission in IPVS, LUVAS, Hisar. |
| Note, Page no. 31 (viii) In case additional seats at IPVS LUVAS (In-service, J&K, Kashmiri Migrant, Non-Migrant Kashmiri Pandits, Kashmiri Hindus/GNCT, Delhi, SSB, Village Riwasa District Mahendergarh) still remain(s) vacant, after online counselling(s) due to non-availability of eligible candidate(s), the same will be converted in the State Quota seat(s) as per roster/reservation policy and will be filled up before online counselling of the Affiliated Private Institutes/Colleges. | Note, Page no. 31 (viii) In case additional seats at IPVS LUVAS (In-service, J&K, Kashmiri Migrant, Non-Migrant Kashmiri Pandits, Kashmiri Hindus/GNCT, Delhi, SSB, Village Riwasa District Mahendergarh) still remain(s) vacant, after online counselling(s) due to non-availability of eligible candidate(s), the same will be converted in the State Quota seat(s) as per roster/reservation policy and will be filled up before counselling of the Affiliated Private Institutes/Colleges. |

Section 4

Page No. 07

महत्त्वपूर्ण जानकारी

- Point No. 1.** VLDD & DVLТ में प्रवेश पाने के इच्छुक उम्मीदवारो के लिए दाखिला फार्म विश्वविद्यालय की वेबसाइट (www.luvas.edu.in) पर उपलब्ध है। डिप्लोमा पाठ्यक्रम अतिरिक्त सीटों को छोड़कर, केवल हरियाणा के निवासियों के लिए उपलब्ध हैं। DVLТ में प्रवेश पाने के इच्छुक उम्मीदवारो के लिए दाखिला फार्म NEET (UG)-2022 के परिणाम की घोषणा का बाद उपलब्ध होंगे।

Page No. 08

Point No. 18. Deleted

Point No. 19. Deleted

Lala Lajpat Rai University Of Veterinary and Animal Science

Digital Document

Date: 12-09-2022

Academic, Green Sheet/PS/LUVAS/517/18991/2022-2023, Date. 05/09/2022, Institute of Para veterinary Sciences

Subject: Revision of Academic Calendar for VLDD 1st and 2nd year 2021-22.

Sir,

The annual examinations of VLDD 1st and 2nd year students for the session 2020-21 were held from 06.12.2021 to 13.01.2022. Thereafter, two mercy chances were granted to failed students. The result of 2nd mercy chance was declared on 18.07.2022. The academic session 2021-22 for 1st and 2nd year students started from 07.02.2022 and 15.02.2022 respectively. Due to repeated mercy chances, the failed students could not get enough time for preparation of forthcoming annual examination 2021-22.

Keeping in view of above, the Academic Calendar for VLDD 1st and 2nd year 2021-22 needs to be revised. Existing and proposed revised Academic Calendars are enclosed herewith.

Therefore, the agenda item is submitted to Dean, COVS-cum-Chairman, BOS for kind consideration of Board of Studies, COVS, LUVAS, Hisar.

Submitted for further necessary action, please.


Financial Impact (If Any) , 0, Estimated Financial Benefit (If Any), 0.00

Attachment(s)

(1) Proposed Academic Calendar 2021-22 revised.pdf

(2) Existing academic calendar 2021-22.pdf

Anil




05 Sep 2022
16:19:27

Sr. Scale Stenographer, Department of Veterinary Medicine

Level 2 (Additional 1)

Sir, the above proposed agenda regarding revision of Academic Calendar for VLDD 1st and 2nd year 2021-22 may be submitted to Dean, COVS-cum-Chairman, BOS for kind consideration of Board of Studies, COVS, LUVAS, Hisar with the recommendation of Director, IPVS, please.

Parveen Kumar Saini



05 Sep 2022

16:30:03

Assistant, Institute of Para Veterinary Sciences

Level 3 (Additional 2)

Sir, to give the sufficient time to the failed students for annual examination 2021-22, it is proposed that Revised Academic Calendar for VLDD 1st and 2nd year 2021-22 be submitted to Dean, COVS-cum-Chairman, BOS for approval of BOS duly recommended by Director, IPVS, please.

Kaptan Singh



05 Sep 2022

16:41:29

Superintendent, Office of Comptroller

Level 4 (Additional 3)

The proposed Revised Academic Calendar for VLDD 1st and 2nd year 2021-22 as attached herewith is submitted for consideration of BOS, COVS, please.

S P Dahiya



05 Sep 2022

19:55:12

Professor, Department of Animal Genetics and Breeding
Director IPVS

Level 5 (Additional 4)

As discussed with Director IPVS, Approved for further n/a please. Put up in next BOS meeting for ratification.

Gulshan Narang



06 Sep 2022

20:57:27

Dean COVS, College of Veterinary Science

Registrar, HOD VPTX

I.P. Address: 14.139.232.170

To Registrar, LUVAS, Hisar

91
Admin-cum Account Officer

Sub.: Regarding temporary affiliation to M.R. College of Veterinary Science & Research Center, Hassanpur, Jhajjar for B.V.Sc.&A.H. programme for the academic year 2022-23.

The President of M.R. Rural Education Society has applied for grant of temporary affiliation to M.R. College of Veterinary Science & Research Center, Hassanpur, Jhajjar for the academic year 2022-23.

After assessment of the facilities developed at the institute for 2nd year B.V.Sc.&A.H. programme based on the video presentation made by the institute, the following inspection committee was constituted for physical verification of the facilities developed at above said institute:

- 1) Head, Deptt. of VPB
- 2) Head, Deptt. of VMC
- 3) Head, Deptt. of VPP
- 4) Head, Deptt. of ANN
- 5) Head, Deptt. of AGB

The inspection committee visited the institute on 07.09.2022 and submitted its report which is placed at 'F/A'.

Rule (B) 6 of Annexure-II of the Affiliation Rules states that:

"the inspection team shall submit the report to the Registrar, LUVAS, Hisar with specific recommendations along with deficiencies, if any, for placing it before the Board of Studies. The Board of Studies will submit the report to the affiliation committee along with its recommendations and the affiliation committee shall examine and place it before the Academic Council for decision. If the Academic Council approves the report, it shall be placed before the Board of Management along with observations/recommendations of the Academic Council".

In view of above, the report received from the inspection committee may be submitted to the Dean, COVS-cum-Chairman, Board of Studies for placing the same in ensuing meeting of Board of Studies for further recommendation to Affiliation Committee.

Mukesh Sharma
Mukesh Sharma, Asstt.

Satyadeep Dalal
19/9/22
Satyadeep Dalal, Supdt.

[Signature]
19/9/22
Dy. Registrar

Receipt No. 55
Date 21/9/22
Dept. of VAHEE, College of Vety. Sciences
LUVAS, Hisar

LALA LJPAT RAI UNIVERSITY OF VETERINARY & ANIMAL SCIENCES, HISAR

Dean COVS/R-2807
21/09/22

5601
19.09.2022
Registrar, LUVAS, Hisar

for ml. pl.

Receipt No. 2796+E

Dated 16.9.22

To Registrar, LUVAS, Hisar

1
Subcell (A) for m/7/pl
16/9/22

From

The Principal Scientist & Head-cum-Chairman
Department of Animal Nutrition
COVS, LUVAS, Hisar

To

The Registrar
LUVAS, Hisar

Memo. No.: ANN/2022/2418+E
Dated: 15-9-2022

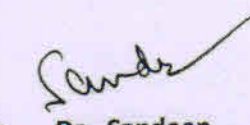
Subject: Report of Inspection Committee regarding physical inspection of facilities developed at M.R. College of Veterinary Science & Research Centre, Jhajjar for granting temporary affiliation for the academic session 2022-23

This is with reference to your office letter memo no. Reg./A-1/2022/5346-54+E dated 01.09.2022. Please find enclosed herewith the detailed inspection report of the Committee along with File no. 1 and 2 (containing essential documents along with one affidavit from Sombir Kodaan on behalf of President, .R. Rural Society Education, Hassanpur, Jhajjar annexed in file no. 2). The Pen drive containing photographs of facilities and faculty is also sent herewith.

(Principal Scientist & Head)
Department of Animal Nutrition


Dr. Sajjan Singh
Chairman


Dr. Zife Singh Malik
Member


Dr. Sandeep
Member/HOD Rep.


Dr. Rajesh
Member


Dr. Vikas Nehra
Member-Secretary

Lala Lajpat Rai University of Veterinary and Animal Sciences, Hisar

Subject: Report of Inspection Committee regarding physical inspection of facilities developed at M.R. College of Veterinary Science & Research Centre, Jhajjar for granting temporary affiliation for the academic session 2022-23

As per the orders of the Registrar, LUVAS, vide memo no. Reg./A-1/2022/5346-54+E dated 01.09.2022 the Committee comprising of Dr. Sajjan Sihag, Principal Scientist & Head, Dept. of Animal Nutrition (Chairman); Dr. Zile Singh Malik, Principal Scientist & Head, Dept. of Animal Genetics and Breeding (Member); Dr. Sandeep Kumar, Principal Scientist/HOD Rep. & Controller of Examination, Dept. of Veterinary Physiology and Biochemistry (Member); Dr. Rajesh, Senior Scientist & HOD, Dept. of Veterinary Microbiology (Member), Dr. Vikas Nehra, Senior Scientist & HOD, Dept. of Veterinary Pathology (Member-Secretary) visited M.R. College of Veterinary Science & Research Centre, Jhajjar (Haryana) on 07.09.2022 for physical inspection of facilities developed at M.R. College of Veterinary Science & Research Centre, Jhajjar (Haryana) for granting temporary affiliation for the academic session 2022-23 of B.V.Sc. and A.H. degree program.


The Committee started at 8.30 A.M. from LUVAS, Hisar and reached the destination at about 11.00 A.M. The Committee members contacted the Dean of the Institute who introduced them to the Chairman of the Society and inspection of the Department of Animal Nutrition, Department of Animal Genetics and Breeding, Department of Veterinary Physiology and Biochemistry, Department of Veterinary Pathology and Department of Veterinary Microbiology was carried out as per the norms, procedure and guidelines for MSVE-2016, 2017 and as prescribed in Schedule-V of Gazette Notification dated 06.03.2019 issued by Ministry of Agriculture and Farmers Welfare (Dept. of Animal Husbandry and Dairying) as conveyed by Registrar LUVAS.

The observations of the committee are as under:

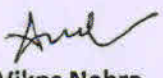
1. The dimensions of different laboratories and infrastructural facilities along-with detail of teaching staff have been annexed from pages 4 to 11.


Dr. Sajjan Singh
Chairman


Dr. Zile Singh Malik
Member


Dr. Sandeep
Member/HOD Rep.



Dr. Rajesh
Member



Dr. Vikas Nehra
Member-Secretary


2. Details of teaching faculty along-with Proceedings, Advertisement & Details of Non-Teaching staff is annexed (Details enclosed in file no. 1). There is no mention of specific number of the supporting staff required but it is adequate for smooth teaching.
3. One affidavit from Sombir Kodaan on behalf of President, M.R. Rural Society Education, Hassanpur (Jhajjar), mentioning that deficiencies in respect of faculty, equipments etc. observed during inspection for affiliation of M.R. College of Veterinary Science & Research Centre, Hassanpur (Jhajjar) for B.V.Sc. & A.H. degree course for the year 2022-23 will be completed before the start of academic session (2022-23) is also annexed within file no. 2.
4. Details of salary statement, EPF deduction, Stock Register, OPD Register, Lab-wise built up area and department wise equipment details is annexed (Details enclosed in file no. 2).
5. Adequate infrastructural facilities like Laboratories are available as per norms. Some laboratories need installations of equipments although most of the equipments have been procured.

In view of the above, the committee recommends that the said institute may be granted temporary affiliation for the academic session 2022-23 of B.V.Sc. and A.H. degree program subject to the condition that the Institute will fulfill the deficiencies related to faculty members/ teaching staff before the start of academic session 2022-2023.

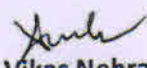
However, the Instituted has submitted an affidavit regarding that the deficiency pointed out by the Inspection team in respect of faculty , equipment etc. shall be fulfilled before the start of the session 2022-23, Annexed within file no. 2.


Dr. Sajjan Singh
Chairman


Dr. Zile Singh Malik
Member



Dr. Sandeep
Member/HOD Rep.


Dr. Rajesh
Member

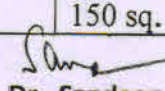

Dr. Vikas Nehra
Member-Secretary

**Report of Inspection Committee regarding physical inspection of facilities developed
at M.R. College of Veterinary Science & Research Centre, Jhajjar for granting
temporary affiliation for the academic session 2022-23**


| (I) Laboratories Infrastructure:- | | | | |
|---|--|--------------------------|---------------------------------------|----------------|
| (i) ANIMAL GENETICS AND BREEDING | | | | |
| | Name of the Infrastructure/ Laboratories | Area required | Available or Not available | Remarks |
| (a) | Computer Lab (Central Facility) | 1200 sq. ft. | Available | - |
| (b) | U.G. Laboratory | 600 sq. ft. | Available | - |
| (ii) ANIMAL NUTRITION | | | | |
| (a) | Feed and fodder analysis Lab | 600 sq. ft. | Available | - |
| (b) | Energy Metabolism Lab | 600 sq. ft. | Available | - |
| (c) | Metabolic stall or Boxes (desirable) | - | Not Available | |
| (d) | Feed processing and mixing plant (desirable) | 900 sq. ft. | Not Available | |
| (iii) VETERINARY PHYSIOLOGY AND BIOCHEMISTRY | | | | |
| (a) | Physiology Lab | 600 sq. ft. | Available | - |
| (b) | Biochemistry Lab | 600 sq. ft. | Available | - |
| (c) | Analytical equipment and maintenance Laboratory | 600 sq. ft. | Available | - |
| (iv) VETERINARY MICROBIOLOGY | | | | |
| (a) | Bacteriology and Mycology Lab | 600 sq. ft. | Available | - |
| (b) | Virology Lab (with air conditioned & tissue culture Lab egg inoculation (c) booth) | 200 sq. ft. | Available | - |
| (d) | Immunology Lab. | 600 sq. ft. | Available | - |
| (e) | Glassware washing and sterilization room | 150 sq. ft. | Available | - |
| (v) VETERINARY PATHOLOGY | | | | |
| (a) | Histopathology Lab | 600 sq. ft. | Available | - |
| (b) | Clinical Pathology Lab | 600 sq. ft. | Available | - |
| (c) | Museum | 600 sq. ft. | Available | - |
| (d) | Post -mortem room for large animals and poultry | 600 sq. ft. | Available | - |
| (e) | Museum | 300 sq. ft. | Available | - |
| (II) General accommodation for each department:- | | | | |
| (i) | Chamber of HOD | 200 sq. ft. | Available | - |
| (ii) | Office of each teaching staff | 100 sq. ft. | Available | - |
| (iii) | Office of department | 200 sq. ft. | Available | - |
| (iv) | Store | 150 sq. ft. | Available | - |


Dr. Sajjan Singh
Chairman


Dr. Zile Singh Malik
Member



Dr. Sandeep
Member/HOD Rep.


Dr. Rajesh
Member



Dr. Vikas Nehra
Member-Secretary


(III) Department-wise faculty requirement:


| | Teaching staff | Required | In Position | Remarks |
|---|---------------------|---|---|---|
| (i) ANIMAL GENETICS AND BREEDING | | | | |
| (a) | Professor | 1 | 1 | Dr. Abhay Singh, Professor was physically present |
| (b) | Associate Professor | 1 | Nil | - |
| (c) | Assistant Professor | 1 | 2 | Dr. Divyanshu Pandey and Dr. Narender Pratap Singh were physically present |
| (ii) ANIMAL NUTRITION | | | | |
| (a) | Professor | 1 | 1 | Dr. Chandramoni, Professor has been appointed but was not physically present (He was on leave and leave request annexed in file no.2 at page no. 192) |
| (b) | Associate Professor | 1 | Nil | - |
| (c) | Assistant Professor | 1 | 3 | Dr. Subata Mehboob, Dr. Rohit and Dr. Ramswaroop were physically present |
| (iii) VETERINARY PHYSIOLOGY AND BIOCHEMISTRY | | | | |
| (a) | Professor | 1 (Combined total of Physiology and Biochemistry) | 1 (Veterinary Physiology) | Dr. Ajay Kumar Ishwer, Professor was physically present (Veterinary Physiology) |
| (b) | Associate Professor | 1 (Combined total of Physiology and Biochemistry) | Nil | - |
| (c) | Assistant Professor | 3 (Combined total of Physiology and Biochemistry) | 3 (Combined total of Physiology and Biochemistry) | Dr. Piyali Kuri (Veterinary Physiology), Dr. Jitender Kumar (Veterinary Biochemistry) and Dr. Samani Deepika |


Dr. Sajjan Singh
Chairman



Dr. Zile Singh Malik
Member



Dr. Sandeep
Member/HOD Rep.



Dr. Rajesh
Member


Dr. Vikas Nehra
Member-Secretary


| | | | | |
|-------------------------------------|--|---|-----|---|
| | | | | (Veterinary Biochemistry) were physically present |
| (iv) VETERINARY MICROBIOLOGY | | | | |
| (a) | Professor | 1 | 1 | Dr. Narinder Singh, Professor was physically present |
| (b) | Associate Professor | 1 | Nil | - |
| (c) | Assistant Professor | 2 | 2 | Dr. Hamid Ahmad Shah and Dr. Deep Shikha were physically present Apart from this one Graduate Assistant name Dr. Parmod Kumar Boyal was also physically present |
| (d) | One faculty member to be deputed semester wise on rotational basis for 3 hrs. during clinics | - | - | Rotation amongst all above faculty members of Veterinary Microbiology |
| (v) VETERINARY PATHOLOGY | | | | |
| (a) | Professor | 1 | Nil | - |
| (b) | Associate Professor | 1 | Nil | - |
| (c) | Assistant Professor | 2 | 2 | Dr. Kabariya Digjay Vasantbhai and Dr. Naresh Singh Kuntal were physically present Apart from this one Graduate Assistant name Dr. Manisha Parihar was also physically present |
| (d) | One faculty member for post mortem on rotational basis | - | - | Rotation amongst all above faculty members of Veterinary Pathology |


Dr. Sajjan Singh
Chairman


Dr. Zile Singh Malik
Member


Dr. Sandeep
Member/HOD Rep.


Dr. Rajesh
Member


Dr. Vikas Nehra
Member-Secretary

(IV) Department-wise requirement of facility/equipment/instrument etc.:

| | Facility/Equipments/Instruments etc. | Required | Available or Not available | Remarks |
|--|---|-------------|----------------------------|---------|
| (28) The Department of Animal Genetics and Breeding shall have the following facilities, namely:- | | | | |
| 1 | Centrifuge | 1 | Available | - |
| 2 | Microscopes | 20 | Available | - |
| 3 | Phase contrast microscope | 1 | Available | - |
| 4 | Slide Boxes | As per need | Available | - |
| 5 | Specimen racks, almirahs | 1 | Available | - |
| 6 | Storage boxes for charts, diagrams etc. | As per need | Available | - |
| 7 | Computer lab with minimum 15 to 20 computers | 1 | Available | - |
| (28) The Department of Animal Nutrition shall have the following facilities, namely:- | | | | |
| 1 | Wiley Mill | 1 | Available | - |
| 2 | Hot air oven | 2 | Available | - |
| 3 | Hot plate bench (CF estimation) | 1 | Available | - |
| 4 | Electronic Monopan balance | 3 | Available | - |
| 5 | Muffle furnace | 1+1=2 | Available | - |
| 6 | Desiccator | 6 | Available | - |
| 7 | Suction pump | 1 | Available | - |
| 8 | Kjeldhals digestion system | 2 | Available | - |
| 9 | Kjeldhals distillation system | 2 | Available | - |
| 10 | Soxhlet apparatus set | 1 | Available | - |
| 11 | Water bath | 1 | Available | - |
| 12 | Hot plate | 2 | Available | - |
| 13 | Feed Plant (desirable) | 1 | Available | - |
| (24) The Department of Veterinary Physiology and Biochemistry shall have the following facilities, namely:- | | | | |
| Veterinary Physiology | | | | |
| 1 | Compound projection microscopes with LCD Screen 1 | 1 | Available | - |
| 2 | Haemocytometer sets 20 | 20 | Available | - |
| 3 | Haemoglobinometer sets | 20 | Available | - |
| 4 | Microhematocrit tubes | As per need | Available | - |
| 5 | Centrifuge 10000 RPM | 2 | Available | - |
| 6 | Wintrobes tubes | 20 | Available | - |
| 7 | Software for nerve-muscle experiments | 1 | Available | - |
| 8 | Sphigmomanometers (Digital or dial type or Mercury) | 10 | Available | - |
| 9 | Computerised Physiology Teaching | 1 | Available | - |

Dr. Sajjan Singh
Chairman

Dr. Zile Singh Malik
Member

Dr. Sandeep
Member/HOD Rep.

Dr. Rajesh
Member

Dr. Vikas Nehra
Member-Secretary

| | | | | |
|--------------------------------|---|----------|-----------|---|
| | software for various systems | | | |
| 10 | Spectro photometer | 1 | Available | - |
| 11 | Mono pan digital balance | 5 | Available | - |
| 12 | Physiograph | 1 | Available | - |
| 13 | Microkjeldahl set | 4 | Available | - |
| 14 | Digestion set | 1 | Available | - |
| 15 | Automatic Hematological analyser (Blood cell Counter) | 1 | Available | - |
| 16 | DLC Counter | 5 | Available | - |
| 17 | Hot air oven | 1 | Available | - |
| 18 | Micro Haematocrit centrifuge | 1 | Available | - |
| 19 | pH meter | 1 | Available | - |
| 20 | Viscometer | 10 | Available | - |
| 21 | Urinometer | 10 | Available | - |
| 22 | E.C.G. (Portable) | 1 | Available | - |
| 23 | Surface Integrator | 1 | Available | - |
| 24 | Stalagmometer | 10 | Available | - |
| 25 | Stethoscopes | 10 | Available | - |
| 26 | Clinical Thermometer (Digital) | 10 | Available | - |
| 27 | Student Microscope | 10 | Available | - |
| 28 | Conway diffusion disc | 10 | Available | - |
| 29 | Lux meter, Wind Vane, Anemometer, Rain Gauge, Maximum Minimum Thermometer, Sling psychrometer, Barometer, Cambell Stokes Sunshine recorder, Open pan Evaporimeter, Noise recorder, Dew point hygrometer | One each | Available | - |
| Veterinary Biochemistry | | | | |
| 1 | Laboratory Centrifuge 5000 rpm | 2 | Available | - |
| 2 | Colorimeter | 1 | Available | - |
| 3 | Spectrophotometer | 1 | Available | - |
| 4 | Flame photometer | 1 | Available | - |
| 5 | Electronic weighing balance | 4 | Available | - |
| 6 | Refrigerator | 1 | Available | - |
| 7 | Deep freezer (-20 C) | 1 | Available | - |
| 8 | Paper chromatography system | 1 | Available | - |
| 9 | Hot air oven | 1 | Available | - |
| 10 | Hot Water bath | 2 | Available | - |
| 11 | Hot plate to accommodate six conical flasks | 1 | Available | - |
| 12 | Incubator | 1 | Available | - |

Dr. Sajan Singh
Chairman

Dr. Zile Singh Malik
Member

Dr. Sandeep
Member/HOD Rep.

Dr. Rajesh
Member

Dr. Vikas Nehra
Member-Secretary

| | | | | |
|----|--|-------------|-----------|---|
| 13 | Micropipettes (capacity maximum 10 μ l, 100 μ l, 1000 μ l) | 1 each | Available | - |
| 14 | Fume hood | 1 | Available | - |
| 15 | pH meter | 1 | Available | - |
| 16 | Magnetic Stirrer | 1 | Available | - |
| 17 | Vortex Mixer | 1 | Available | - |
| 18 | Glassware | As per need | Available | - |
| 19 | Chemicals or Reagents | As per need | Available | - |
| 20 | Blood analyzer | 1 | Available | - |
| 21 | Refractometer | As per need | Available | - |
| 22 | Binocular microscope | 2 | Available | - |

(26) The Department of Veterinary Microbiology shall have the following facilities, namely:-

| | | | | |
|----|---|-------------|-----------|---|
| 1 | Autoclave | 2 | Available | - |
| 2 | Hot-air Oven | 2 | Available | - |
| 3 | Seitz filter assembly including Seitz, vacuum pressure pumps etc. | 1 | Available | - |
| 4 | Millipore filters | As per need | Available | - |
| 5 | Students Microscopes with light source | 15 | Available | - |
| 6 | Stage and ocular micrometer (for measurement of bacteria) | 5 | Available | - |
| 7 | Hanging drop preparation slides with cover-slips | 30 | Available | - |
| 8 | Petri-dishes 3" and 4" | As per need | Available | - |
| 9 | Platinum loops | As per need | Available | - |
| 10 | Bunsen burners | 20 | Available | - |
| 11 | Mc'intosh and fields's anaerobic jar | 2 | Available | - |
| 12 | Incubator | 2 | Available | - |
| 13 | Biological Oxygen Demand (B.O.D.) Incubator | 1 | Available | - |
| 14 | Water bath | 2 | Available | - |
| 15 | Deep-freeze 20 degree C | 1 | Available | - |
| 16 | Photo Colorimeter | 2 | Available | - |
| 17 | Ultra-violet Lamp | 2 | Available | - |
| 18 | Laminar flow cabinet | 2 | Available | - |
| 19 | Colony Counter | 2 | Available | - |
| 20 | ELISA test reader | 1 | Available | - |
| 21 | Microtips and boxes | As per need | Available | - |
| 22 | Syringes etc. | As per need | Available | - |
| 23 | Scalpel, forceps, scissors etc. | As per need | Available | - |
| 24 | Immuno electrophoresis apparatus | 2 | Available | - |
| 25 | Centrifuge ordinary | 2 | Available | - |
| 26 | Hight-speed centrifuge (16000 to 20000 ^r) | 1 | Available | - |

Dr. Sajan Singh
Chairman

Dr. Zile Singh Malik
Member

Dr. Sandeep
Member/HOD Rep.

Dr. Rajesh
Member

Dr. Vikas Nehra
Member-Secretary

| | | | | |
|----|---|-------------|-----------|---|
| | rpm) | | | |
| 27 | Refrigerated centrifuge | 1 | Available | - |
| 28 | Dental drill (for egg inoculation) | 4 | Available | - |
| 29 | Automatic pipette washer | 2 | Available | - |
| 30 | Glass-ware, cotton wool, syringe, media, sugars, etc. | As per need | Available | - |
| 31 | Egg Candler | 2 | Available | - |
| 32 | Egg Incubator | 1 | Available | - |
| 33 | Inverted Microscope | 1 | Available | - |
| 34 | Refrigerator | 1 | Available | - |
| 35 | Haemocytometer chamber | 4 | Available | - |
| 36 | Micropipette (0.5-10 µl, 10-200 µl, 100-1000µl) | 1 each | Available | - |
| 37 | Multichannel micropipette (10-300 µl) | 1 | Available | - |
| 38 | Vortex Mixer | 1 | Available | - |
| 39 | Weighing Balance | 1 | Available | - |
| 40 | Magnetic Stirrer | 1 | Available | - |
| 41 | Microcentrifuge | 1 | Available | - |
| 42 | Blotting Apparatus | 1 | Available | - |
| 43 | Agarose Gel Electrophoresis unit with Power Supply | 1 | Available | - |
| 44 | Polyacrylamide Gel Electrophoresis unit with Power Supply | 1 | Available | - |
| 45 | Thermocycler with UPS | 1 | Available | - |
| 46 | Multi-well Microtitre plates for ELISA, haemmagglutination, Haemmagglutination-Inhibition, cell culture | As per need | Available | - |
| 47 | Cell culture flasks of different sizes | As per need | Available | - |

(27) The Department of Veterinary Pathology shall have the following facilities, namely:-

| | | | | |
|---|--|-------------|-------------------------|---------------|
| 1 | Binocular microscopes | 20 | Available | - |
| 2 | Specimen slides of various histopathological lesions | As per need | Not available presently | Under Process |
| 3 | Rotary microtome, with thin sectioning facility | 1 | Available | - |
| 4 | L'moulds and blocks or (for embedding)or Tissue capsules | As per need | Available | - |
| 5 | Paraffin flotation bath (temp. Control 55-650C) | 2 | Available | - |
| 6 | Hot air oven | 1 | Available | - |
| 7 | Refrigerator | 2 | Available | - |

Dr. Sajjan Singh
Chairman

Dr. Zile Singh Malik
Member

Dr. Sandeep
Member/HOD Rep.


Dr. Rajesh
Member


Dr. Vikas Nehra
Member-Secretary

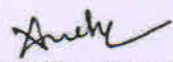
| | | | | |
|----|--|-------------|---------------|---|
| 8 | Slide cabinet 1000 capacity | As per need | Available | - |
| 9 | Slide boxes – 100 capacity | As per need | Available | - |
| 10 | Staining jars, coupling jars, bottles etc. | As per need | Available | - |
| 11 | Tissue cutting boards | 2 | Available | - |
| 12 | Racks for specimen jars, bottles etc. | 20 | Available | - |
| 13 | Specimens jars, wide-mouthed bottle | As per need | Available | - |
| 14 | Hot Air oven (Temp. 250 ^o C) | 2 | Available | - |
| 15 | Autopsy table for small animals | 1 | Available | - |
| 16 | Post Mortem instruments or equipments such as knives, scissors, chisels, saw rib cutter, scalpels with blade (assorted), shears, bone cutter, saw, sharpener, etc. | 5 each | Available | - |
| 17 | Protective wear (gloves, rubber apron, goggles, gum-boots, marks & cap) | As per need | Available | - |
| 18 | Carcass trolley | 1 | Available | - |
| 19 | Microtome knife & knife sharpener | 1 | Available | - |
| 20 | Monopan digital balance | 1 | Available | - |
| 21 | Plastic tubs & buckets with lid for specimen collection and transport | As per need | Available | - |
| 22 | Cold room unit | Optional | Not Available | - |
| 23 | Autoclave | 1 | Available | - |
| 24 | Centrifuge | 1 | Available | - |
| 25 | Wintrobe tube with racks | 5 | Available | - |
| 26 | Haemocytometer | 15 | Available | - |
| 27 | Phase contrast microscopes | 1 | Available | - |
| 28 | Cryostat (microtome) | Optional | Not Available | - |
| 29 | Mechanical cell counter for DLC | 5 | Available | - |
| 30 | Microhaematocrit centrifuge and reader | 1 | Available | - |
| 31 | Westergren tube with racks | 5 | Available | - |
| 32 | Defreeze (-20 ^o C) for small animals and specimens | 1 | Available | - |


Dr. Sajjan Singh
Chairman


Dr. Zile Singh Malik
Member


Dr. Sandeep
Member/HOD Rep.


Dr. Rajesh
Member


Dr. Vikas Nehra
Member-Secretary

Affidavit



Indian-Non Judicial Stamp
Haryana Government



Date : 05/09/2022

Certificate No. JOE20221148



Stamp Duty Paid : ₹ 101

GRN No. 94147224



(Rs. Only)

Penalty : ₹ 0

(Rs. Zero Only)

Deponent

Name : Mr rural education society

H.No/Floor : Na

Sector/Ward : Na

Landmark : Na

City/Village : Hassanpur

District : Jhajjar

State : Haryana

Phone : 90*****29

Others : Sombir kodaan president



Purpose : AFFIDAVIT to be submitted at Any india

The authenticity of this document can be verified by scanning this QR Code Through smart phone or on the website <https://egrashry.nic.in>

AFFIDAVIT

I, **SOMBIR KODAN** on behalf of **President, M.R. Rural Education Society, Hassanpur (Jhajjar)** do hereby solemnly declare and affirm that deficiencies in respect of faculty, equipments etc. observed during inspection for affiliation of **M.R. College of Veterinary Science & Research Centre, Hassanpur (Jhajjar)** for B.V.Sc. & A.H. degree course for the year 2022-23 will be completed before the start of academic session (2022-23)



S. Kodan
Deponent
M.R. Rural Education Society
Hassanpur (Jhajjar)

It is verified that all the contents of this affidavit are true to the best of my Knowledge and belief and nothing has been concealed therein.

ATTESTED
S. Solanki
SANDEEP SOLANKI
Advocate
Notary for Distt. Jhajjar

S. Kodan
Deponent
M.R. Rural Education Society
Hassanpur (Jhajjar)

7/9/2022

O/o Registrar, LUVAS, Hisar

Gid
Admn-cum-Account Officer

Sub. : Regarding temporary affiliation to RPS College of Veterinary Sciences, Balana, Mahendergarh for B.V.Sc.&A.H. programme for the academic year 2022-23.

The Chairman of Rao Pahlad Singh Education Society has applied for grant of temporary affiliation to RPS College of Veterinary Sciences, Balana, Mahendergarh for the academic year 2022-23.

After assessment of the facilities developed at the institute for 2nd year B.V.Sc.&A.H. programme based on the video presentation made by the institute, the following inspection committee was constituted for physical verification of the facilities developed at above said institute:

- 1) Head, Deptt. of VPB
- 2) Head, Deptt. of VMC
- 3) Head, Deptt. of VPP
- 4) Head, Deptt. of ANN
- 5) Head, Deptt. of AGB

The inspection committee visited the institute on 25.08.2022 and submitted its report which is placed at 'F/A'.

Rule (B) 6 of Annexure-II of the Affiliation Rules states that:

"the inspection team shall submit the report to the Registrar, LUVAS, Hisar with specific recommendations along with deficiencies, if any, for placing it before the Board of Studies. The Board of Studies will submit the report to the affiliation committee along with its recommendations and the affiliation committee shall examine and place it before the Academic Council for decision. If the Academic Council approves the report, it shall be placed before the Board of Management along with observations/recommendations of the Academic Council".

In view of above, the report received from the inspection committee may be submitted to the Dean, COVS-cum-Chairman, Board of Studies for placing the same in ensuing meeting of Board of Studies for further recommendation to Affiliation Committee.

Mu
19/9/22
Mukesh Sharma, Asstt.

Satyadeep
19/9/22
Satyadeep Dalal, Supdt.

Ush
19/9/22
Dy. Registrar

Receipt No. 56
Date 21/9/22
Dept. of VAHEE, College of Vety. Sciences

LALAJAPAT RAI UNIVERSITY OF VETERINARY & ANIMAL SCIENCES, HISAR

Dean CoVS/R-2808
21/09/22

5602
19.9.2022
LUVAS, Hisar

Rec

D

O

135+E
-9.22
LUVAS, Hisar

From

The Principal Scientist & Head-cum-Chairman
Department of Animal Nutrition,
COVS, LUVAS, Hisar

To

The Registrar
LUVAS, Hisar

Supdt. (A) for u/a p.l.


13/9/22


Memo. No.: ANN/2022/ 2361+E
Dated: 12-9-2022

Subject: Report of Inspection Committee regarding physical inspection of facilities developed at RPS College of Veterinary Sciences, Mahendergarh for granting temporary affiliation for the academic session 2022-23


This is with reference to your office letter memo no. Reg./A-1/2022/4865-73+E dated 17.08.2022. Please find enclosed herewith the detailed inspection report of the Committee along with File no. 1, 2 and 3 (containing essential documents along with one affidavit and one undertaking in file no. 2). The Pen drive containing photographs of facilities and faculty is also sent herewith.

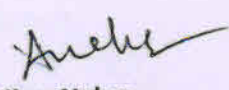

(Principal Scientist & Head)
Department of Animal Nutrition


Dr. Sajjan Sihag
Chairman


Dr. Zile Singh Malik
Member


Dr. Rajesh
Member


Dr. Sandeep
Member/HOD Rep.


Dr. Vikas Nehra
Member-Secretary

H/A

Lala Lajpat Rai University of Veterinary and Animal Sciences, Hisar


Subject: Report of Inspection Committee regarding physical inspection of facilities developed at RPS College of Veterinary Sciences, Mahendergarh for granting temporary affiliation for the academic session 2022-23

As per the orders of the Registrar, LUVAS, vide letter memo no. Reg./A-1/2022/4865-73+E dated 17.08.2022 the Committee comprising of Dr. Sajjan Sihag, Principal Scientist & Head, Dept. of Animal Nutrition (Chairman); Dr. Zile Singh Malik, Principal Scientist & Head, Dept. of Animal Genetics and Breeding (Member); Dr. Sandeep Kumar, Principal Scientist/HOD Rep. & Controller of Examination, Dept. of Veterinary Physiology and Biochemistry (Member); Dr. Rajesh, Senior Scientist & HOD, Dept. of Veterinary Microbiology (Member), Dr. Vikas Nehra, Senior Scientist & HOD, Dept. of Veterinary Pathology (Member-Secretary) visited RPS College of Veterinary Sciences, Mahendergarh (Haryana) on 25.08.2022 for physical inspection of facilities developed at RPS College of Veterinary Sciences, Mahendergarh (Haryana) for granting temporary affiliation for the academic session 2022-23 of B.V.Sc. and A.H. degree program.

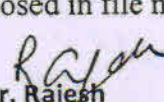
The Committee started at 8.00 A.M. from LUVAS, Hisar and reached the destination at about 10.30 A.M. The Committee members contacted the Dean of the Institute who introduced them to the Chairman of the Society along with Registrar of the Institute and inspection of the Department of Animal Nutrition, Department of Animal Genetics and Breeding, Department of Veterinary Physiology and Biochemistry, Department of Veterinary Pathology and Department of Veterinary Microbiology was carried out as per the norms, procedure and guidelines for MSVE-2016, 2017 and as prescribed in Schedule-V of Gazette Notification dated 06.03.2019 issued by Ministry of Agriculture and Farmers Welfare (Dept. of Animal Husbandry and Dairying) as conveyed by Registrar LUVAS.

The observations of the committee are as under:


1. The dimensions of different laboratories and infrastructural facilities along-with detail of teaching staff have been annexed from pages 4 to 12.
2. List of faculty along-with qualifications, date of birth, date of joining and mode of selection is annexed (Details enclosed in file no. 2).


Dr. Sajjan Sihag
Chairman


Dr. Zile Singh Malik
Member


Dr. Rajesh
Member


Dr. Sandeep
Member/HOD Rep.


Dr. Vikas Nehra
Member-Secretary


3. One undertaking enclosed from the Chairman, mentioning that the faculty for 2nd year at RPS College of Veterinary Sciences, Balana, Mahendergarh, Haryana has been appointed keeping in the norms as prescribed by LUVAS, Hisar. However, the faculty members who do not fulfill the eligibility criteria as per LUVAS norms have been shown appointed as Graduate Assistants for a period of one year. Annexed within file no. 2.
4. Adequate infrastructural facilities like Laboratories are available as per norms. Some laboratories need installations of equipments although most of the equipments have been procured.
5. The list of non-teaching supporting staff is attached (File no. 02). There is no mention of specific number of the supporting staff required but it is adequate for smooth teaching.
6. Provident fund deduction certificate and statements in respect of teaching and non-teaching staff is not provided. However, an undertaking may be obtained from the Chairman of the institute on non judicial stamp paper that the said document will be provided within a period of six month from the start of Academic session of 2nd year.
7. The College administration stated that it is ready to submit an affidavit mentioning the timely recruitment of the remaining teaching staff before the start of academic session 2022-2023.

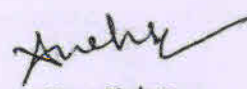
In view of the above, the committee recommends that the said institute may be granted temporary affiliation for the academic session 2022-23 of B.V.Sc. and A.H. degree program subject to the condition that the Institute will fulfill the deficiencies related to faculty members/ teaching staff before the start of academic session 2022-2023. However, the Instituted has submitted an affidavit on dated 6/09./2022 regarding that the deficiency pointed out by the Inspection team shall be fulfilled before the start of the session 2022-23, Annexed within file no. 2.


Dr. Sajjan Sihag
Chairman


Dr. Zife Singh Malik
Member


Dr. Rajesh
Member


Dr. Sandeep
Member/HOD Rep.


Dr. Vikas Nehra
Member-Secretary

**Report of Inspection Committee regarding physical inspection of facilities developed
at RPS College of Veterinary Sciences, Mahendergarh for granting temporary
affiliation for the academic session 2022-23**

| (I) Laboratories Infrastructure:- | | | | |
|---|--|--------------------------|---------------------------------------|----------------|
| (i) ANIMAL GENETICS AND BREEDING | | | | |
| | Name of the Infrastructure/ Laboratories | Area required | Available or Not available | Remarks |
| (a) | Computer Lab (Central Facility) | 1200 sq. ft. | Available | - |
| (b) | U.G. Laboratory | 600 sq. ft. | Available | - |
| (ii) ANIMAL NUTRITION | | | | |
| (a) | Feed and fodder analysis Lab | 600 sq. ft. | Available | - |
| (b) | Energy Metabolism Lab | 600 sq. ft. | Available | - |
| (c) | Metabolic stall or Boxes (desirable) | - | Not Available | |
| (d) | Feed processing and mixing plant (desirable) | 900 sq. ft. | Not Available | |
| (iii) VETERINARY PHYSIOLOGY AND BIOCHEMISTRY | | | | |
| (a) | Physiology Lab | 600 sq. ft. | Available | - |
| (b) | Biochemistry Lab | 600 sq. ft. | Available | - |
| (c) | Analytical equipment and maintenance Laboratory | 600 sq. ft. | Available | - |
| (iv) VETERINARY MICROBIOLOGY | | | | |
| (a) | Bacteriology and Mycology Lab | 600 sq. ft. | Available | - |
| (b) | Virology Lab (with air conditioned & tissue culture Lab egg inoculation booth) | 200 sq. ft. | Available | - |
| (c) | | | | |
| (d) | Immunology Lab. | 600 sq. ft. | Available | - |
| (e) | Glassware washing and sterilization room | 150 sq. ft. | Available | - |
| (v) VETERINARY PATHOLOGY | | | | |
| (a) | Histopathology Lab | 600 sq. ft. | Available | - |
| (b) | Clinical Pathology Lab | 600 sq. ft. | Available | - |
| (c) | Museum | 600 sq. ft. | Available | - |
| (d) | Post-mortem room for large animals and poultry | 600 sq. ft. | Available | - |
| (e) | Museum | 300 sq. ft. | Available | - |
| (II) General accommodation for each department:- | | | | |
| (i) | Chamber of HOD | 200 sq. ft. | Available | - |
| (ii) | Office of each teaching staff | 100 sq. ft. | Available | - |
| (iii) | Office of department | 200 sq. ft. | Available | - |
| (iv) | Store | 150 sq. ft. | Available | - |

Sajjan
Dr. Sajjan Sihag
Chairman

Zile
Dr. Zile Singh Malik
Member


Rajesh
Dr. Rajesh
Member

Sandeep
Dr. Sandeep
Member/HOD Rep.


Vikas
Dr. Vikas Nehra
Member-Secretary


(III) Department-wise faculty requirement:


| Teaching staff | | Required | In Position | Remarks |
|---|---------------------|---|-----------------------------|--|
| (i) ANIMAL GENETICS AND BREEDING | | | | |
| (a) | Professor | 1 | 2 | Dr. Ajay Kumar Vinayak, Professor and Head was physically present Dr. Ramkishor Singh Bais, Professor against Associate Professor was physically present |
| (b) | Associate Professor | 1 | Nil | - |
| (c) | Assistant Professor | 1 | 1 | Dr. Parth Gaur was physically present |
| (ii) ANIMAL NUTRITION | | | | |
| (a) | Professor | 1 | 1 | Dr. Abhey Singh Yadav, Professor and Head was physically present Dr. M. A. Akbar, Professor against Associate Professor has been appointed and was not physically present (He was on leave and leave request annexed in file no. 2) |
| (b) | Associate Professor | 1 | Nil | - |
| (c) | Assistant Professor | 1 | 1 | Dr. Rukkiya Siddiqui was physically present |
| (iii) VETERINARY PHYSIOLOGY AND BIOCHEMISTRY | | | | |
| (a) | Professor | 1 (Combined total of Physiology and Biochemistry) | 1 (Veterinary Biochemistry) | Dr. Sandeep Gera, Professor and Head was physically present |
| (b) | Associate Professor | 1 (Combined total of | Nil | - |


Dr. Sajjan Sihag
Chairman


Dr. Zile Singh Malik
Member

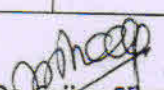

Dr. Rajesh
Member


Dr. Sandeep
Member/HOD Rep.



Dr. Vikas Nehra
Member-Secretary


u/f

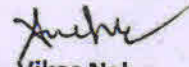
| | | | | |
|-------------------------------------|--|---|-----------------------------|---|
| | | Physiology and Biochemistry) | | |
| (c) | Assistant Professor | 3 (Combined total of Physiology and Biochemistry) | 1 (Veterinary Biochemistry) | Dr. Sweety Dhillon was physically present |
| (iv) VETERINARY MICROBIOLOGY | | | | |
| (a) | Professor | 1 | 1 | Dr. Sanjay Kapoor, Professor & Head has been appointed and was not physically present (He was on leave and leave requested annexed in file no. 2) Dr. Archana Sharma, Professor against Associate Professor has been appointed and was not physically present (She was on leave and leave requested annexed in file no. 2) |
| (b) | Associate Professor | 1 | Nil | - |
| (c) | Assistant Professor | 2 | 1 | Dr. Garima Pandey was physically present Apart from this one Graduate Assistant name Dr. Devender Kumar Thukral was also physically present |
| (d) | One faculty member to be deputed semester wise on rotational basis for 3 hrs. during clinics | - | | Rotation amongst all above faculty members of Veterinary Microbiology |
| (v) VETERINARY PATHOLOGY | | | | |
| (a) | Professor | 1 | 2 | Dr. Vipin Kumar Gupta, Professor was physically present |


Dr. Sajjan Sihag
Chairman


Dr. Zile Singh Malik
Member


Dr. Rajesh
Member


Dr. Sandeep
Member/HOD Rep.


Dr. Vikas Nehra
Member-Secretary

| | | | | |
|-----|--|---|-----------|---|
| | | | | Dr. A. B. Shrivastav Professor against Associate Professor has been appointed and was physically present (Record related to selection not provided) |
| (b) | Associate Professor | 1 | Nil | - |
| (c) | Assistant Professor | 2 | Nil | Two Graduate Assistants namely Dr. Rachna Poonia and Dr. Shrinivas Gupta were appointed and were physically present |
| (d) | One faculty member for post mortem on rotational basis | - | Available | Rotation amongst all above faculty members of Veterinary Pathology |

(IV) Department-wise requirement of facility/equipment/instrument etc.:

| | Facility/Equipments/Instruments etc. | Required | Available or Not available | Remarks |
|--|--|-------------|----------------------------|---------|
| (28) The Department of Animal Genetics and Breeding shall have the following facilities, namely:- | | | | |
| 1 | Centrifuge | 1 | Available | - |
| 2 | Microscopes | 20 | Available | - |
| 3 | Phase contrast microscope | 1 | Available | - |
| 4 | Slide Boxes | As per need | Available | - |
| 5 | Specimen racks, almirahs | 1 | Available | - |
| 6 | Storage boxes for charts, diagrams etc. | As per need | Available | - |
| 7 | Computer lab with minimum 15 to 20 computers | 1 | Available | - |
| (28) The Department of Animal Nutrition shall have the following facilities, namely:- | | | | |
| 1 | Wiley Mill | 1 | Available | - |
| 2 | Hot air oven | 2 | Available | - |
| 3 | Hot plate bench (CF estimation) | 1 | Available | - |
| 4 | Electronic Monopan balance | 3 | Available | - |
| 5 | Muffle furnace | 1+1=2 | Available | - |
| 6 | Desiccator | 6 | Available | - |
| 7 | Suction pump | 1 | Available | - |
| 8 | Kjeldhals digestion system | 2 | Available | - |
| 9 | Kjeldhals distillation system | 2 | Available | - |

Dr. Sajjan Singh
Chairman

Dr. Zile Singh Malik
Member

Dr. Rajesh
Member

Dr. Sandeep
Member/HOD Rep.

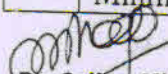
Dr. Vikas Nehra
Member-Secretary


| | | | | |
|----|------------------------|---|-----------|---|
| 10 | Soxhlet apparatus set | 1 | Available | - |
| 11 | Water bath | 1 | Available | - |
| 12 | Hot plate | 2 | Available | - |
| 13 | Feed Plant (desirable) | 1 | Available | - |


(24) The Department of Veterinary Physiology and Biochemistry shall have the following facilities, namely:-


Veterinary Physiology


| | | | | |
|----|--|-------------|-----------|---|
| 1 | Compound projection microscopes with LCD Screen 1 | 1 | Available | - |
| 2 | Haemocytometer sets 20 | 20 | Available | - |
| 3 | Haemoglobinometer sets | 20 | Available | - |
| 4 | Microhematocrit tubes | As per need | Available | - |
| 5 | Centrifuge 10000 RPM | 2 | Available | - |
| 6 | Wintrob's tubes | 20 | Available | - |
| 7 | Software for nerve-muscle experiments | 1 | Available | - |
| 8 | Sphygmomanometers (Digital or dial type or Mercury) | 10 | Available | - |
| 9 | Computerised Physiology Teaching software for various systems | 1 | Available | - |
| 10 | Spectro photometer | 1 | Available | - |
| 11 | Mono pan digital balance | 5 | Available | - |
| 12 | Physiograph | 1 | Available | - |
| 13 | Microkjeldahl set | 4 | Available | - |
| 14 | Digestion set | 1 | Available | - |
| 15 | Automatic Hematological analyser (Blood cell Counter) | 1 | Available | - |
| 16 | DLC Counter | 5 | Available | - |
| 17 | Hot air oven | 1 | Available | - |
| 18 | Micro Haematocrit centrifuge | 1 | Available | - |
| 19 | pH meter | 1 | Available | - |
| 20 | Viscometer | 10 | Available | - |
| 21 | Urinometer | 10 | Available | - |
| 22 | E.C.G. (Portable) | 1 | Available | - |
| 23 | Surface Integrator | 1 | Available | - |
| 24 | Stalagmometer | 10 | Available | - |
| 25 | Stethoscopes | 10 | Available | - |
| 26 | Clinical Thermometer (Digital) | 10 | Available | - |
| 27 | Student Microscope | 10 | Available | - |
| 28 | Conway diffusion disc | 10 | Available | - |
| 29 | Lux meter, Wind Vane, Anemometer, Rain Gauge, Maximum Minimum Thermometer, Sling | One each | Available | - |


Dr. Sajjan Sihag
Chairman


Dr. Zile Singh Malik
Member


Dr. Rajesh
Member


Dr. Sandeep
Member/HOD Rep.


Dr. Vikas Nehra
Member-Secretary

| | | | |
|--|--|--|--|
| psychrometer, Barometer, Cambell Stokes Sunshine recorder, Open pan Evaporimeter, Noise recorder, Dew point hygrometer | | | |
|--|--|--|--|

Veterinary Biochemistry

| | | | | |
|----|--|-------------|-----------|---|
| 1 | Laboratory Centrifuge 5000 rpm | 2 | Available | - |
| 2 | Colorimeter | 1 | Available | - |
| 3 | Spectrophotometer | 1 | Available | - |
| 4 | Flame photometer | 1 | Available | - |
| 5 | Electronic weighing balance | 4 | Available | - |
| 6 | Refrigerator | 1 | Available | - |
| 7 | Deep freezer (-20 C) | 1 | Available | - |
| 8 | Paper chromatography system | 1 | Available | - |
| 9 | Hot air oven | 1 | Available | - |
| 10 | Hot Water bath | 2 | Available | - |
| 11 | Hot plate to accommodate six conical flasks | 1 | Available | - |
| 12 | Incubator | 1 | Available | - |
| 13 | Micropipettes (capacity maximum 10 µl, 100 µl , 1000 µl) | 1 each | Available | - |
| 14 | Fume hood | 1 | Available | - |
| 15 | pH meter | 1 | Available | - |
| 16 | Magnetic Stirrer | 1 | Available | - |
| 17 | Vortex Mixer | 1 | Available | - |
| 18 | Glassware | As per need | Available | - |
| 19 | Chemicals or Reagents | As per need | Available | - |
| 20 | Blood analyzer | 1 | Available | - |
| 21 | Refractometer | As per need | Available | - |
| 22 | Binocular microscope | 2 | Available | - |

(26) The Department of Veterinary Microbiology shall have the following facilities, namely:-

| | | | | |
|---|---|-------------|-----------|---|
| 1 | Autoclave | 2 | Available | - |
| 2 | Hot-air Oven | 2 | Available | - |
| 3 | Seitz filter assembly including Seitz, vacuum pressure pumps etc. | 1 | Available | - |
| 4 | Millipore filters | As per need | Available | - |
| 5 | Students Microscopes with light source | 15 | Available | - |
| 6 | Stage and ocular micrometer (for measurement of bacteria) | 5 | Available | - |
| 7 | Hanging drop preparation slides with | 30 | Available | - |

Dr. Sajjan Singh
Chairman

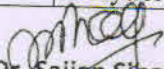
Dr. Zile Singh Malik
Member


Dr. Rajesh
Member

Dr. Sandeep
Member/HOD Rep.


Dr. Vikas Nehra
Member-Secretary

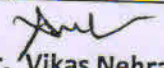
| | | | | |
|----|---|-------------|-----------|---|
| | cover-slips | | | |
| 8 | Petri-dishes 3" and 4" | As per need | Available | - |
| 9 | Platinum loops | As per need | Available | - |
| 10 | Bunsen burners | 20 | Available | - |
| 11 | Mc'intosh and fields's anaerobic jar | 2 | Available | - |
| 12 | Incubator | 2 | Available | - |
| 13 | Biological Oxygen Demand (B.O.D.) Incubator | 1 | Available | - |
| 14 | Water bath | 2 | Available | - |
| 15 | Deep-freeze 20 degree C | 1 | Available | - |
| 16 | Photo Colorimeter | 2 | Available | - |
| 17 | Ultra-violet Lamp | 2 | Available | - |
| 18 | Laminar flow cabinet | 2 | Available | - |
| 19 | Colony Counter | 2 | Available | - |
| 20 | ELISA test reader | 1 | Available | - |
| 21 | Microtips and boxes | As per need | Available | - |
| 22 | Syringes etc. | As per need | Available | - |
| 23 | Scalpel, forceps, scissors etc. | As per need | Available | - |
| 24 | Immuno electrophoresis apparatus | 2 | Available | - |
| 25 | Centrifuge ordinary | 2 | Available | - |
| 26 | Hight-speed centrifuge (16000 to 20000 rpm) | 1 | Available | - |
| 27 | Refrigerated centrifuge | 1 | Available | - |
| 28 | Dental drill (for egg inoculation) | 4 | Available | - |
| 29 | Automatic pipette washer | 2 | Available | - |
| 30 | Glass-ware, cotton wool, syringe, media, sugars, etc. | As per need | Available | - |
| 31 | Egg Candler | 2 | Available | - |
| 32 | Egg Incubator | 1 | Available | - |
| 33 | Inverted Microscope | 1 | Available | - |
| 34 | Refrigerator | 1 | Available | - |
| 35 | Haemocytometer chamber | 4 | Available | - |
| 36 | Micropipette (0.5-10 µl, 10-200 µl, 100-1000µl) | 1 each | Available | - |
| 37 | Multichannel micropipette (10-300 µl) | 1 | Available | - |
| 38 | Vortex Mixer | 1 | Available | - |
| 39 | Weighing Balance | 1 | Available | - |
| 40 | Magnetic Stirrer | 1 | Available | - |
| 41 | Microcentrifuge | 1 | Available | - |
| 42 | Blotting Apparatus | 1 | Available | - |
| 43 | Agarose Gel Electrophoresis unit with Power Supply | 1 | Available | - |
| 44 | Polyacrylamide Gel Electrophoresis unit | 1 | Available | - |


Dr. Sajjan Singh
Chairman


Dr. Zile Singh Malik
Member


Dr. Rajesh
Member

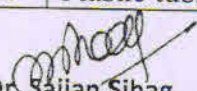

Dr. Sandeep
Member/HOD Rep.



Dr. Vikas Nehra
Member-Secretary

| | | | | |
|----|---|-------------|-----------|---|
| | with Power Supply | | | |
| 45 | Thermocycler with UPS | 1 | Available | - |
| 46 | Multi-well Microtitre plates for ELISA, haemmagglutination, Haemmagglutination-Inhibition, cell culture | As per need | Available | - |
| 47 | Cell culture flasks of different sizes | As per need | Available | - |


(27) The Department of Veterinary Pathology shall have the following facilities, namely:-

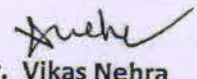
| | | | | |
|----|--|-------------|-------------------------|---------------|
| 1 | Binocular microscopes | 20 | Available | - |
| 2 | Specimen slides of various histopathological lesions | As per need | Not available presently | Under Process |
| 3 | Rotary microtome, with thin sectioning facility | 1 | Available | - |
| 4 | L'moulds and blocks or (for embedding) or Tissue capsules | As per need | Available | - |
| 5 | Paraffin flotation bath (temp. Control 55-650C) | 2 | Available | - |
| 6 | Hot air oven | 1 | Available | - |
| 7 | Refrigerator | 2 | Available | - |
| 8 | Slide cabinet 1000 capacity | As per need | Available | - |
| 9 | Slide boxes - 100 capacity | As per need | Available | - |
| 10 | Staining jars, coupling jars, bottles etc. | As per need | Available | - |
| 11 | Tissue cutting boards | 2 | Available | - |
| 12 | Racks for specimen jars, bottles etc. | 20 | Available | - |
| 13 | Specimens jars, wide-mouthed bottle | As per need | Available | - |
| 14 | Hot Air oven (Temp. 250 ⁰ C) | 2 | Available | - |
| 15 | Autopsy table for small animals | 1 | Available | - |
| 16 | Post Mortem instruments or equipments such as knives, scissors, chisels, saw rib cutter, scalpels with blade (assorted), shears, bone cutter, saw, sharpener, etc. | 5 each | Available | - |
| 17 | Protective wear (gloves, rubber apron, goggles, gum-boots, marks & cap) | As per need | Available | - |
| 18 | Carcass trolley | 1 | Available | - |
| 19 | Microtome knife & knife sharpener | 1 | Available | - |
| 20 | Monopan digital balance | 1 | Available | - |
| 21 | Plastic tubs & buckets with lid for | As per need | Available | - |


Dr. Sajjan Sihag
Chairman



Dr. Zile Singh Malik
Member


Dr. Rajesh
Member

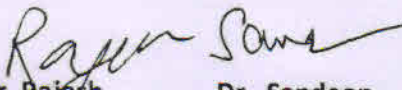

Dr. Sandeep
Member/HOD Rep.



Dr. Vikas Nehra
Member-Secretary

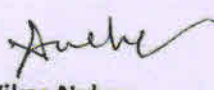
| | | | | |
|----|--|----------|---------------|---|
| | specimen collection and transport | | | |
| 22 | Cold room unit | Optional | Not Available | - |
| 23 | Autoclave | 1 | Available | - |
| 24 | Centrifuge | 1 | Available | - |
| 25 | Wintrobe tube with racks | 5 | Available | - |
| 26 | Haemocytometer | 15 | Available | - |
| 27 | Phase contrast microscopes | 1 | Available | - |
| 28 | Cryostat (microtome) | Optional | Not Available | - |
| 29 | Mechanical cell counter for DLC | 5 | Available | - |
| 30 | Microhaematocrit centrifuge and reader | 1 | Available | - |
| 31 | Westergren tube with racks | 5 | Available | - |
| 32 | Defreeze (-20°C) for small animals and specimens | 1 | Available | - |


Dr. Sajjan Sihag
Chairman


Dr. Zile Singh Malik
Member


Dr. Rajesh
Member


Dr. Sandeep
Member/HOD Rep.


Dr. Vikas Nehra
Member-Secretary

O/o Registrar, LUVAS, Hisar

Admn-cum-Account Officer

Sub. : Regarding temporary affiliation to Sanskaram College of Veterinary & Animal Science, Kheri Taluka, Patauda, Jhajjar for B.V.Sc.&A.H. programme for the academic year 2022-23.

The Chairman of Master Dayanand Memorial Education Trust has applied for grant of temporary affiliation to Sanskaram College of Veterinary & Animal Science, Kheri Taluka, Patauda at Jhajjar for the academic year 2022-23.

After assessment of the facilities developed at the institute for 2nd year B.V.Sc.&A.H. programme based on the video presentation made by the institute, the following inspection committee was constituted for physical verification of the facilities developed at above said institute:

- 1) Head, Deptt. of VPB
- 2) Head, Deptt. of VMC
- 3) Head, Deptt. of VPP
- 4) Head, Deptt. of ANN
- 5) Head, Deptt. of AGB

The inspection committee visited the institute on 01.08.2022 and submitted its report which is placed at 'F/A'.

Rule (B) 6 of Annexure-II of the Affiliation Rules states that:

"the inspection team shall submit the report to the Registrar, LUVAS, Hisar with specific recommendations along with deficiencies, if any, for placing it before the Board of Studies. The Board of Studies will submit the report to the affiliation committee along with its recommendations and the affiliation committee shall examine and place it before the Academic Council for decision. If the Academic Council approves the report, it shall be placed before the Board of Management along with observations/recommendations of the Academic Council"

In view of above, the report received from the inspection committee may be submitted to the Dean, COVS-cum-Chairman, Board of Studies for placing the same in ensuing meeting of Board of Studies for further recommendation to Affiliation Committee.

Mukesh Sharma, Asstt.

Satyadeep Dalal, Supdt.

Dy. Registrar

Receipt No. 5603
Date 19.09.2022
Dept. of VAHEE, College of Vety. Sciences
LUVAS, Hisar
LALA LAPAT RAI UNIVERSITY OF VETERINARY & ANIMAL SCIENCES, HISAR

Dean CoVS/R-2809
21/09/22

From

The Principal Scientist & Head-cum-Chairman
Department of Animal Nutrition,
COVS, LUVAS, Hisar

Receipt No. 2481 + file.
Dated 8.8.22
To Registrar, LUVAS, Hisar

To

The Registrar
LUVAS, Hisar

Asstt. Academic
Branch for u/a pl.
8/8/22

Memo. No.: 1993 + E
Dated: 6/8/2022

Subject: Report of Inspection Committee regarding physical inspection of facilities developed at Sanskaram College of Veterinary and Animal Science, Kheri Taluka, Patauda, Jhajjar for granting temporary affiliation for the academic session 2022-23

This is with reference to your office letter memo no. Reg./A-1/2022/4502-10+E dated 29.07.2022. Please find enclosed herewith the detailed inspection report of the Committee along with File No. II (containing essential documents along with one affidavit from Dean COVS, Sanskaram College of Veterinary and Animal Science, Kheri Taluka, Patauda, Jhajjar). The Pen drive containing photographs of facilities and faculty is also sent herewith.

[Signature]
(Principal Scientist & Head)
Department of Animal Nutrition

[Signature]
6/8/22
Dr. Sajjan Sihag
Chairman

[Signature]
6/8/22
Dr. Zile Singh Malik
Member

[Signature]
6/8/22
Dr. Sandeep
Member/HOD Rep.

[Signature]
6/8/22
Dr. Vikas Nehra
Member/HOD Rep.

[Signature]
06/08/2022
Dr. Rajesh
Member-Secretary

Lala Lajpat Rai University of Veterinary and Animal Sciences, Hisar

Subject: Report of Inspection Committee regarding physical inspection of facilities developed at Sanskaram College of Veterinary and Animal Science, Kheri Taluka, Patauda, Jhajjar for granting temporary affiliation for the academic session 2022-23

As per the orders of the Registrar, LUVAS, vide letter memo no. Reg./A-1/2022/4502-10+E dated 29.07.2022 the Committee comprising of Dr. Sajjan Sihag, Principal Scientist & Head, Dept. of Animal Nutrition (Chairman); Dr. Zile Singh Malik, Principal Scientist & Head, Dept. of Animal Genetics and Breeding (Member); Dr. Sandeep Kumar, Principal Scientist/HOD Rep. & Controller of Examination, Dept. of Veterinary Physiology and Biochemistry (Member); Dr. Vikas Nehra, Senior Scientist/HOD Rep., Dept. of Veterinary Pathology (Member); Dr. Rajesh, Senior Scientist & HOD, Dept. of Veterinary Microbiology (Member-Secretary) visited Sanskaram College of Veterinary & Animal Sciences, Kheri Taluka, Patouda, Jhajjar (Haryana) on 01.08.2022 for physical inspection of facilities developed at Sanskaram College of Veterinary and Animal Science, Kheri Taluka, Patauda, Jhajjar for granting temporary affiliation for the academic session 2022-23 of B.V.Sc. and A.H.degree program.


The Committee started at 8.00 A.M. from LUVAS, Hisar and reached the destination at about 10.30 A.M. The Committee members contacted the Dean of the Institute who introduced them to the Chairman of the Society along with Director of the Institute and inspection of the Department of Animal Nutrition, Department of Animal Genetics and Breeding, Department of Veterinary Physiology and Biochemistry, Department of Veterinary Pathology and Department of Veterinary Microbiology was carried out as per the norms, procedure and guidelines for MSVE-2016, 2017 and as prescribed in Schedule-V of Gazette Notification dated 06.03.2019 issued by Ministry of Agriculture and Farmers Welfare (Dept. of Animal Husbandry and Dairying) as conveyed by Registrar LUVAS.

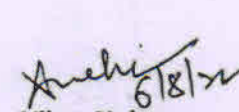
The observations of the committee are as under:


1. The dimensions of different laboratories and infrastructural facilities along-with detail of teaching staff have been annexed from pages 4 to 12.


6/8/22
Dr. Sajjan Sihag
Chairman


6/8/22
Dr. Zile Singh Malik
Member




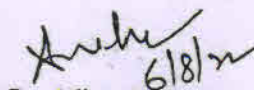


6/8/22
Dr. Sandeep
Member/HOD Rep.


6/8/22
Dr. Vikas Nehra
Member/HOD Rep.


6/8/22
Dr. Rajesh
Member-Secretary


2. List of faculty along with qualifications, date of birth and date of joining and mode of selection is enclosed in file no: II.
3. One affidavit from the Dean of the College, mentioning the timely recruitment of the remaining teaching staff in the Department of Veterinary Microbiology and Veterinary Pathology is also annexed within file no. II.
4. Adequate infrastructural facilities like Laboratories are available as per norms.
5. From all the recruited faculty members of various departments under inspection were present physically except one Professor from Department of Veterinary Physiology and Biochemistry (leave of the teacher is annexed in file no. II).
6. There is no mention of specific number of the supporting staff required in the VCI norms but during inspection it was observed that adequate non-teaching staff was available.
7. Provident fund deduction certificate and statements in respect of teaching and non-teaching staff is not provided. However, an undertaking may be obtained from the Chairman of the institute on non-judicial stamp paper that the said document will be provided before the start of Academic Session of 2022-2023.


In view of the above, the committee recommends that the said institute may be granted permission for the academic session 2022-23 of B.V.Sc. and A.H. degree program subject to condition that the Institute will recruit the deficit teaching staff before starting of academic session 2022-2023 and other points mentioned above.


| | | | | |
|---|---|---|--|---|
|  6/8/22 Dr. Sajjan Sihag Chairman |  6/8/22 Dr. Zile Singh Malik Member |  6/8/22 Dr. Sandeep Member/HOD Rep. |  6/8/22 Dr. Vikas Nehra Member/HOD Rep. |  05/08/22 Dr. Rajesh Member-Secretary |
|---|---|---|--|---|


Report of Inspection Committee regarding physical inspection of facilities developed at Sanskaram College of Veterinary and Animal Science, Kheri Taluka, Patauda, Jhajjar for granting temporary affiliation for the academic session 2022-23


| (I) Laboratories Infrastructure:- | | | | |
|---|--|------------------|-------------------------------|---|
| (i) ANIMAL GENETICS AND BREEDING | | | | |
| | Name of the Infrastructure/ Laboratories | Area required | Available or Not available | Remarks |
| (a) | Computer Lab (Central Facility) | 1200 sq. ft. | Available | - |
| (b) | U.G. Laboratory | 600 sq. ft. | Available | - |
| (ii) ANIMAL NUTRITION | | | | |
| (a) | Feed and fodder analysis Lab | 600 sq. ft. | Available | - |
| (b) | Energy Metabolism Lab | 600 sq. ft. | Available | - |
| (c) | Metabolic stall or Boxes (desirable) | - | Available | |
| (d) | Feed processing and mixing plant (desirable) | 900 sq. ft. | Available | Small unit of grinder and mixture was available |
| (iii) VETERINARY PHYSIOLOGY AND BIOCHEMISTRY | | | | |
| (a) | Physiology Lab | 600 sq. ft. | Available | - |
| (b) | Biochemistry Lab | 600 sq. ft. | Available | - |
| (c) | Analytical equipment and maintenance Laboratory | 600 sq. ft. | Available | - |
| (iv) VETERINARY MICROBIOLOGY | | | | |
| (a) | Bacteriology and Mycology Lab | 600 sq. ft. | Available | - |
| (b) | Virology Lab (with air conditioned & tissue culture Lab egg inoculation booth) | 200 sq. ft. | Available | - |
| (c) | | | | |
| (d) | Immunology Lab. | 600 sq. ft. | Available | - |
| (e) | Glassware washing and sterilization room | 150 sq. ft. | Available | - |
| (v) VETERINARY PATHOLOGY | | | | |
| (a) | Histopathology Lab | 600 sq. ft. | Available | - |
| (b) | Clinical Pathology Lab | 600 sq. ft. | Available | Situated in Veterinary Clinic |
| (c) | Museum | 600 sq. ft. | Available | - |
| (d) | Post-mortem room for large animals and poultry | 600 sq. ft. | Available | - |
| (e) | Museum | 300 sq. ft. | Available | - |
| (II) General accommodation for each department:- | | | | |
| (i) | Chamber of HOD | 200 sq. ft. | Available | - |
| (ii) | Office of each | 100 sq. ft. | Available | - |

 6/8/22
 Dr. Sajjan Sihag
 Chairman

 6/8/22
 Dr. Zile Singh Malik
 Member

 6/8/22
 Dr. Sandeep
 Member/HOD Rep.

 6/8/22
 Dr. Vikas Nehra
 Member/HOD Rep.

 08/08/2022
 Dr. Rajesh
 Member-Secretary


| | | | | |
|-------|----------------------|-------------|-----------|---|
| | teaching staff | | | |
| (iii) | Office of department | 200 sq. ft. | Available | - |
| (iv) | Store | 150 sq. ft. | Available | - |

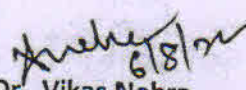
(III) Department-wise faculty requirement:

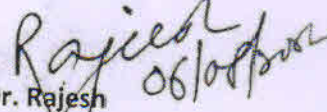
| | Teaching staff | Required | In Position | Remarks |
|---|---------------------|----------|-------------|---|
| (i) ANIMAL GENETICS AND BREEDING | | | | |
| (a) | Professor | 1 | 1 | Dr. R. K. Taggar, Professor and Head was physically present |
| (b) | Associate Professor | 1 | Nil | - |
| (c) | Assistant Professor | 1 | 2 | Dr. Babu Lal Saini Dr. Shiv Kumar Tayagi were physically present |
| (ii) ANIMAL NUTRITION | | | | |
| (a) | Professor | 1 | 1 | Dr. Naresh Kumar, Professor and Head was physically present |
| (b) | Associate Professor | 1 | Nil | - |
| (c) | Assistant Professor | 1 | 2 | Dr. Mokshita Gupta Dr. Hardik B Naliyapara were physically present |
| (iii) VETERINARY PHYSIOLOGY AND BIOCHEMISTRY | | | | |
| (a) | Professor | 1 | 1 | Dr. Rajesh Jindal, Professor and Head was on leave and leave application is annexed in file no. II |
| (b) | Associate Professor | 1 | Nil | - |
| (c) | Assistant Professor | 3 | 5 | Dr. Tanmay Mondal (from Physiology) Dr. Rajkumar James Singh (from Biochemistry) Dr. Anandita Srivastva (from Physiology) Dr. Ankita Routela (from Physiology) |


Dr. Sajjan Sihag
Chairman


Dr. Zile Singh Malik
Member


Dr. Sandeep
Member/HOD Rep.


Dr. Vikas Nehra
Member/HOD Rep.


Dr. Rajesh
Member/Secretary

| | | | | |
|-------------------------------------|---|---|-----|--|
| | | | | Dr. Juneet Kaur (from Physiology) were physically present Note; Dr. Juri Barkakti, Graduate Assistant was also present (from Biochemistry) |
| (iv) VETERINARY MICROBIOLOGY | | | | |
| (a) | Professor | 1 | Nil | Dean has given affidavit (annexed in file no. II) for timely recruitment of the faculty before the start of the session 2022- 2023 |
| (b) | Associate Professor | 1 | Nil | - |
| (c) | Assistant Professor | 2 | 3 | Dr. Deepshikha, Dr. Navneet Kaur and Dr. Ashok Kumar were physically present |
| (d) | One faculty member to be deputed semester wise on rotational basis for 3 hrs. during clinics | - | - | Rotation amongst all three Assistant Professors |
| (v) VETERINARY PATHOLOGY | | | | |
| (a) | Professor | 1 | Nil | Dean has given affidavit (annexed in file no. II) for timely recruitment of the faculty before the start of the session 2022- 2023 |
| (b) | Associate Professor | 1 | Nil | - |
| (c) | Assistant Professor | 2 | 3 | Dr. Alok Singh, Dr. Rohit Singh and Dr. Ashwina Madhwal were physically present |

Sajjan
6/8/22
Dr. Sajjan Sihag
Chairman

Zile
6/8/22
Dr. Zile Singh Malik
Member

Sandeep
6/8/22
Dr. Sandeep
Member/HOD Rep.

Vikas
6/8/22
Dr. Vikas Nehra
Member/HOD Rep.


Rajesh
06/08/22
Dr. Rajesh
Member-Secretary


| | | | | |
|-----|--|---|-----------|--|
| | | | | Note: Dr. Parvinder, Graduate Assistant was also present |
| (d) | One faculty member for post mortem on rotational basis | - | Available | Rotation amongst all three Assistant Professors |


(IV) Department-wise requirement of facility/equipment/instrument etc.:

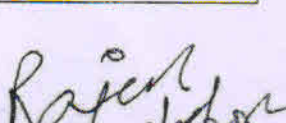
| | Facility/Equipments/Instruments etc. | Required | Available or Not available | Remarks |
|--|--|-------------|----------------------------|---|
| (28) The Department of Animal Genetics and Breeding shall have the following facilities, namely:- | | | | |
| 1 | Centrifuge- | 1 | Available | - |
| 2 | Microscopes | 20 | Available | - |
| 3 | Phase contrast microscope | 1 | Available | - |
| 4 | Slide Boxes | As per need | Available | - |
| 5 | Specimen racks, almirahs | 1 | Available | - |
| 6 | Storage boxes for charts, diagrams etc. | As per need | Available | - |
| 7 | Computer lab with minimum 15 to 20 computers | 1 | Available | - |
| (28) The Department of Animal Nutrition shall have the following facilities, namely:- | | | | |
| 1 | Wiley Mill | 1 | Available | - |
| 2 | Hot air oven | 2 | Available | - |
| 3 | Hot plate bench (CF estimation) | 1 | Available | - |
| 4 | Electronic Monopan balance | 3 | Available | - |
| 5 | Muffle furnace | 1+1=2 | Available | - |
| 6 | Desiccator | 6 | Available | - |
| 7 | Suction pump | 1 | Available | - |
| 8 | Kjeldhals digestion system | 2 | Available | - |
| 9 | Kjeldhals distillation system | 2 | Available | - |
| 10 | Soxhlet apparatus set | 1 | Available | - |
| 11 | Water bath | 1 | Available | - |
| 12 | Hot plate | 2 | Available | - |
| 13 | Feed Plant (desirable) | 1 | Available | Small unit of grinder and mixture was available |


Dr. Sajjan Sihag
Chairman


Dr. Zile Singh Malik
Member


Dr. Sandeep
Member/HOD Rep.


Dr. Vikas Nehra
Member/HOD Rep.


Dr. Rajesh
Member-Secretary

| (24) The Department of Veterinary Physiology and Biochemistry shall have the following facilities, namely:- | | | | |
|--|---|-------------|-----------|---|
| Veterinary Physiology | | | | |
| 1 | Compound projection microscopes with LCD Screen 1 | 1 | Available | - |
| 2 | Haemocytometer sets 20 | 20 | Available | - |
| 3 | Haemoglobinometer sets | 20 | Available | - |
| 4 | Microhematocrit tubes | As per need | Available | - |
| 5 | Centrifuge 10000 RPM | 2 | Available | - |
| 6 | Wintrobess tubes | 20 | Available | - |
| 7 | Software for nerve-muscle experiments | 1 | Available | - |
| 8 | Sphigmomanometers (Digital or dial type or Mercury) | 10 | Available | - |
| 9 | Computerised Physiology Teaching software for various systems | 1 | Available | - |
| 10 | Spectro photometer | 1 | Available | - |
| 11 | Mono pan digital balance | 5 | Available | - |
| 12 | Physiograph | 1 | Available | - |
| 13 | Microkjeldahl set | 4 | Available | - |
| 14 | Digestion set | 1 | Available | - |
| 15 | Automatic Hematological analyser (Blood cell Counter) | 1 | Available | - |
| 16 | DLC Counter | 5 | Available | - |
| 17 | Hot air oven | 1 | Available | - |
| 18 | Micro Haematocrit centrifuge | 1 | Available | - |
| 19 | pH meter | 1 | Available | - |
| 20 | Viscometer | 10 | Available | - |
| 21 | Urinometer | 10 | Available | - |
| 22 | E.C.G. (Portable) | 1 | Available | - |
| 23 | Surface Integrator | 1 | Available | - |
| 24 | Stalagmometer | 10 | Available | - |
| 25 | Stethoscopes | 10 | Available | - |
| 26 | Clinical Thermometer (Digital) | 10 | Available | - |
| 27 | Student Microscope | 10 | Available | - |
| 28 | Conway diffusion disc | 10 | Available | - |
| 29 | Lux meter, Wind Vane, Anemometer, Rain Gauge, Maximum Minimum Thermometer, Sling psychrometer, Barometer, Cambell | One each | Available | - |

Sajjan Singh
6/8/22
Dr. Sajjan Singh
Chairman

Zile Singh Malik
6/8/22
Dr. Zile Singh Malik
Member

Sandeep
6/8/22
Dr. Sandeep
Member/HOD Rep.


Vikas Nehra
6/8/22
Dr. Vikas Nehra
Member/HOD Rep.

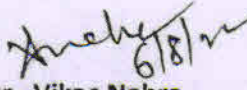
Rajesh
05/08/22
Dr. Rajesh
Member Secretary


| | | | | |
|---|---|-------------|-----------|--------------------|
| | Stokes Sunshine recorder, Open pan Evaporimeter, Noise recorder, Dew point hygrometer | | | |
| Veterinary Biochemistry | | | | |
| 1 | Laboratory Centrifuge 5000 rpm | 2 | Available | - |
| 2 | Colorimeter | 1 | Available | - |
| 3 | Spectrophotometer | 1 | Available | - |
| 4 | Flame photometer | 1 | Available | - |
| 5 | Electronic weighing balance | 4 | Available | - |
| 6 | Refrigerator | 1 | Available | - |
| 7 | Deep freezer (-20 C) | 1 | Available | - |
| 8 | Paper chromatography system | 1 | Available | - |
| 9 | Hot air oven | 1 | Available | - |
| 10 | Hot Water bath | 2 | Available | - |
| 11 | Hot plate to accommodate six conical flasks | 1 | Available | - |
| 12 | Incubator | 1 | Available | - |
| 13 | Micropipettes (capacity maximum 10 μ l, 100 μ l , 1000 μ l) | 1 each | Available | - |
| 14 | Fume hood | 1 | Available | - |
| 15 | pH meter | 1 | Available | - |
| 16 | Magnetic Stirrer | 1 | Available | - |
| 17 | Vortex Mixer | 1 | Available | - |
| 18 | Glassware | As per need | Available | - |
| 19 | Chemicals or Reagents | As per need | Available | - |
| 20 | Blood analyzer | 1 | Available | - |
| 21 | Refractometer | As per need | Available | - |
| 22 | Binocular microscope | 2 | Available | - |
| (26) The Department of Veterinary Microbiology shall have the following facilities, namely:- | | | | |
| 1 | Autoclave | 2 | Available | - |
| 2 | Hot-air Oven | 2 | Available | - |
| 3 | Seitz filter assembly including Seitz, vacuum pressure pumps etc. | 1 | Available | - |
| 4 | Millipore filters | As per need | Available | - |
| 5 | Students Microscopes with light source | 15 | Available | - |
| 6 | Stage and ocular micrometer (for measurement of bacteria) | 5 | Available | - |
| 7 | Hanging drop preparation slides with cover-slips | 30 | Available | More under Process |


Dr. Sajjan Sihag
Chairman



Dr. Zile Singh Malik
Member



Dr. Sandeep
Member/HOD Rep.

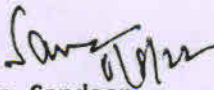

Dr. Vikas Nehra
Member/HOD Rep.

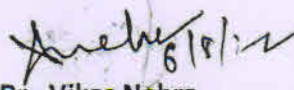

Dr. Rajesh
Member-Secretary

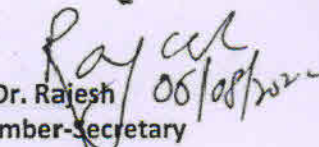
| | | | | |
|----|---|-------------|--------------|--------------------|
| 8 | Petri-dishes 3" and 4" | As per need | Available | - |
| 9 | Platinum loops | As per need | Available | More under process |
| 10 | Bunsen burners | 20 | Available | - |
| 11 | Mc'intosh and fields's anaerobic jar | 2 | Available | - |
| 12 | Incubator | 2 | Available | - |
| 13 | Biological Oxygen Demand (B.O.D.) Incubator | 1 | Available | - |
| 14 | Water bath | 2 | Available | - |
| 15 | Deep-freeze 20 degree C | 1 | Available | - |
| 16 | Photo Colorimeter | 2 | Available | - |
| 17 | Ultra-violet Lamp | 2 | Available | - |
| 18 | Laminar flow cabinet | 2 | Available | - |
| 19 | Colony Counter | 2 | Available | - |
| 20 | ELISA test reader | 1 | Available | - |
| 21 | Microtips and boxes | As per need | Available | - |
| 22 | Syringes etc. | As per need | Available | - |
| 23 | Scalpel, forceps, scissors etc. | As per need | Available | - |
| 24 | Immuno electrophoresis apparatus | 2 | Available | - |
| 25 | Centrifuge ordinary | 2 | Available | - |
| 26 | Hight-speed centrifuge (16000 to 20000 rpm) | 1 | Available | - |
| 27 | Refrigerated centrifuge | 1 | Available | - |
| 28 | Dental drill (for egg inoculation) | 4 | Available-02 | Two Under Process |
| 29 | Automatic pipette washer | 2 | Available | - |
| 30 | Glass-ware, cotton wool, syringe, media, sugars, etc. | As per need | Available | - |
| 31 | Egg Candler | 2 | Available | - |
| 32 | Egg Incubator | 1 | Available | - |
| 33 | Inverted Microscope | 1 | Available | - |
| 34 | Refrigerator | 1 | Available | - |
| 35 | Haemocytometer chamber | 4 | Available | - |
| 36 | Micropipette (0.5-10 μ l, 10-200 μ l, 100-1000 μ l) | 1 each | Available | More under Process |
| 37 | Multichannel micropipette (10-300 μ l) | 1 | Available | - |
| 38 | Vortex Mixer | 1 | Available | - |
| 39 | Weighing Balance | 1 | Available | - |
| 40 | Magnetic Stirrer | 1 | Available | - |
| 41 | Microcentrifuge | 1 | Available | - |

 6/8/22
 Dr. Sajjan Sihag
 Chairman

 6/8/22
 Dr. Zile Singh Malik
 Member

 6/8/22
 Dr. Sandeep
 Member/HOD Rep.

 6/8/22
 Dr. Vikas Nehra
 Member/HOD Rep.

 06/08/22
 Dr. Rajesh
 Member-Secretary


| | | | | |
|----|---|-------------|---------------|---------------|
| 42 | Blotting Apparatus | 1 | Available | - |
| 43 | Agarose Gel Electrophoresis unit with Power Supply | 1 | Available | - |
| 44 | Polyacrylamide Gel Electrophoresis unit with Power Supply | 1 | Available | - |
| 45 | Thermocycler with UPS | 1 | Available | - |
| 46 | Multi-well Microtitre plates for ELISA, haemmagglutination, Haemmagglutination-Inhibition, cell culture | As per need | Available | - |
| 47 | Cell culture flasks of different sizes | As per need | Not available | Under Process |


(27) The Department of Veterinary Pathology shall have the following facilities, namely:-

| | | | | |
|----|--|-------------|---------------|---------------|
| 1 | Binocular microscopes | 20 | Available | - |
| 2 | Specimen slides of various histopathological lesions | As per need | Not available | Under Process |
| 3 | Rotary microtome, with thin sectioning facility | 1 | Available | - |
| 4 | L'moulds and blocks or (for embedding) or Tissue capsules | As per need | Available | - |
| 5 | Paraffin flotation bath (temp. Control 55-650C) | 2 | Available | - |
| 6 | Hot air oven | 1 | Available | - |
| 7 | Refrigerator | 2 | Available | - |
| 8 | Slide cabinet 1000 capacity | As per need | Available | - |
| 9 | Slide boxes - 100 capacity | As per need | Available | - |
| 10 | Staining jars, coupling jars, bottles etc. | As per need | Available | - |
| 11 | Tissue cutting boards | 2 | Available | - |
| 12 | Racks for specimen jars, bottles etc. | 20 | Available | - |
| 13 | Specimens jars, wide-mouthed bottle | As per need | Available | - |
| 14 | Hot Air oven (Temp. 250 ⁰ C) | 2 | Available | - |
| 15 | Autopsy table for small animals | 1 | Available | - |
| 16 | Post Mortem instruments or equipments such as knives, scissors, chisels, saw rib cutter, scalpels with blade (assorted), shears, bone cutter, saw, sharpener, etc. | 5 each | Available | - |
| 17 | Protective wear (gloves, rubber apron, goggles, gum-boots, marks & cap) | As per need | Available | - |


6/18/22
Dr. Sajjan Sihag
Chairman


6/18/22
Dr. Zile Singh Malik
Member


6/18/22
Dr. Sandeep
Member/HOD Rep.


6/18/22
Dr. Vikas Nehra
Member/HOD Rep.


05/08/2022
Dr. Rajesh
Member-Secretary

| | | | | |
|----|---|-------------|---------------|---|
| 18 | Carcass trolley | 1 | Available | - |
| 19 | Microtome knife & knife sharpener | 1 | Available | - |
| 20 | Monopan digital balance | 1 | Available | - |
| 21 | Plastic tubs & buckets with lid for specimen collection and transport | As per need | Available | - |
| 22 | Cold room unit | Optional | Not Available | - |
| 23 | Autoclave | 1 | Available | - |
| 24 | Centrifuge | 1 | Available | - |
| 25 | Wintrobe tube with racks | 5 | Available | - |
| 26 | Haemocytometer | 15 | Available | - |
| 27 | Phase contrast microscopes | 1 | Available | - |
| 28 | Cryostat (microtome) | Optional | Not Available | - |
| 29 | Mechanical cell counter for DLC | 5 | Available | - |
| 30 | Microhaematocrit centrifuge and reader | 1 | Available | - |
| 31 | Westergren tube with racks | 5 | Available | - |
| 32 | Defreeze (-20°C) for small animals and specimens | 1 | Available | - |

Sajjan
6/8/22

Dr. Sajjan Sihag
Chairman

Zile
6/8/22

Dr. Zile Singh Malik
Member

Sandeep

Dr. Sandeep
Member/HOD Rep.

Vikas
6/8/22

Dr. Vikas Nehra
Member/HOD Rep.

Rajesh
06/08/22

Dr. Rajesh
Member-Secretary

Lala Lajpat Rai University Of Veterinary and Animal Science

Digital Document

Date: 29-09-2022

Administrative Approval, Green Sheet/PS/LUVAS/528/19252/2022-2023, Date. 28/09/2022, Institute of Para veterinary Sciences

Subject: Proposed changes in Prospectus (2022-23) Diploma Courses regarding examination fees.

It is submitted that examination fees is being charged from the students of 1st Year and 2nd Year of IPVS, LUVAS separately as mentioned in Chapter – V of Prospectus (2022-23) Diploma Courses (Page No 35)(copy enclosed). Whereas, Rs 15,000/- being charged from the students of Private affiliated colleges/institutes at the time of counselling which include “University registration-cum-two years’ examination fees”. To keep parity in examination fees being charged from students of IPVS and that of Private affiliated colleges/institutes, it is proposed that Rs 15,000/- being charged from the students of Private affiliated colleges/institutes be treated as “University registration-cum-one year examination fees” and examination fees of Rs 1100/- per student be collected from for the 2nd Year students of Private affiliated colleges/institutes in consolidated form from the respective private affiliated colleges/institutes. Therefore, there is an urgent requirement to issue the amendment in Prospectus (2022-23) Diploma Courses.

Therefore, the following changes is hereby proposed in Diploma Prospectus 2022-23 for consideration and decision of Board of Studies:

| Existing | Proposed |
|--|---|
| Sr. No. 4 of Gist of Chargeable Fees (Page No 37) Affiliated Private Institutes/Colleges One single DD to be paid at fees counter of the COVS on the date given in counseling schedule for documents checking, fee deposition and medical examination for Rupees 75,000.00 for State Quota seats and Rs 1,40,000.00 for Management Quota seats; This includes government fixed fees and “university registration-cum-two years’ examination fees” [Rs. 15,000/- for students admitted against state/management quota seats in the Affiliated Private Institutes/Colleges]. See Annexure-XIII for enquiry of total fee Structure of the Affiliated Private Institutes/Colleges. | Sr. No. 4 of Gist of Chargeable Fees (Page No 37) Affiliated Private Institutes/Colleges One single DD to be paid at fees counter of the COVS on the date given in counseling schedule for documents checking, fee deposition and medical examination for Rupees 75,000.00 for State Quota seats and Rs 1,40,000.00 for Management Quota seats; This includes government fixed fees and “university registration-cum-one year examination fees” [Rs. 15,000/- for students admitted against state/management quota seats in the Affiliated Private Institutes/Colleges]. Student of 2nd year will deposit examination |

Balance fees/ charges, hostel funds, dues, etc., which are institute specific are to be paid at the college campus where finally admitted, after availing sliding of college admissions in the affiliated private colleges, after issuing of final admission order at the end of all counseling as given in schedule.

| S. No. | Quota | fees |
|--------|------------|-------------|
| 1 | State | Rs. 75,000 |
| 2 | Management | Rs 1,40,000 |

DD payable to "DIRECTOR INSTITUTE OF PARA VETERINARY SCIENCES, LUVAS, Hisar"

fees of Rs. 1100/- in their respective private affiliated college/institute and private affiliated colleges/institutes will deposit the same to Director IPVS after enrolment of the students. See Annexure-XIII for enquiry of total fee Structure of the Affiliated Private Institutes/Colleges. Balance fees/ charges, hostel funds, dues, etc., which are institute specific are to be paid at the college campus where finally admitted, after availing sliding of college admissions in the affiliated private colleges, after issuing of final admission order at the end of all counseling as given in schedule.

| S. No. | Quota | fees |
|--------|------------|-------------|
| 1 | State | Rs. 75,000 |
| 2 | Management | Rs 1,40,000 |

DD payable to "DIRECTOR INSTITUTE OF PARA VETERINARY SCIENCES, LUVAS, Hisar"

In view of above, the matter is placed before the Board of Studies for consideration and approval, please.

Financial Impact (If Any) , 0, Estimated Financial Benefit (If Any), 0.00

Attachment(s)

(1) Page 35 of Prospectus.pdf

Satya Narayan

28 Sep 2022

12:30:57

Clerk, Institute of Para Veterinary Sciences

Level 2 (Additional 1)

The above-mentioned agenda item is submitted for kind consideration of Board of Studies, please.

Parveen Kumar Saini

28 Sep 2022

12:36:16

Level 3 (Additional 2)

May recommend and submit the case to Dean COVS-cum-Chairman, BOS for kind consideration and approval as proposed at Level-1, please.

Kaptan Singh



28 Sep 2022


12:40:31

Superintendent, Office of Comptroller

Level 4 (Additional 3)

Submitted for kind consideration of BOS, COVS, please

S P Dahiya



28 Sep 2022

12:49:40

Professor, Department of Animal Genetics and Breeding

Director IPVS

Level 5 (Additional 4)

Please put up in the BOS meeting as discussed.

Gulshan Narang



28 Sep 2022

19:48:57

Dean COVS, College of Veterinary Science

Registrar, HOD VPTX

I.P. Address: 14.139.232.165
